

BCVS

Welsh Alpine Championships

Childrens Slalom Race 1

Official ranking

COMPETITION JURY

TECHNICAL DELEGATE	ELLIS Richard	(GBR)
REFEREE	JENKINS Lloyd	(GBR)
CHIEF OF RACE	WATSON Martin	(GBR)

TECHNICAL DATA

COURSE	Grande Conche
START	1770 m
FINISH	1640 m
DROP	130 m
HOMOLOGATION	7232/10/03

COURSESETTER	BROWN Phil	(GBR)
FORERUNNERS	- A - SPILL George	(GBR)
	- C - COMERFORD Cormac	(IRE)
	- E - LEWIS Barney	(GBR)
	- G - ASQUITH Max	(GBR)

GATES	45
DIRECTIONS	44
STARTING TIME	9:40

WEATHER : SUNNY	SNOW : HARD	TEMPERATURE S : 0°	F : 0°
MEN PENALTY : 221.06	WOMEN PENALTY : 177.11		F = 610

Rank	Bib.	Code	Name	Year	(Rank)	Category	Club	Time	Gap	Points
------	------	------	------	------	--------	----------	------	------	-----	--------

Ladies

1	33	19137	COOPER Yasmin	1998	(1)	CH2	BSA HEM	45.18		0.00
2	36	30920	GUEST Kirsty	1997	(2)	CH2	SSC	48.49	3.31	44.69
3	31	19126	HEGINBOTHAM Erika	1998	(3)	CH2	BSA CHL	48.77	3.59	48.47
4	38	18011	TAYLOR Alice	1997	(4)	CH2	AMB K	49.89	4.71	63.59
5	32	20141	EATON Freya	1998	(5)	CH2	AMB AMB	50.76	5.58	75.34
6	39	20620	LEGEAIS Marion	1998	(6)	CH2	BSA	52.20	7.02	94.78
7	35	18632	DENNING Clare	1998	(7)	CH2	BSA	53.25	8.07	108.96
8	1	41693	WARD Ella	1999	(1)	CH1	AMB CHL	53.81	8.63	116.52
9	3	41692	WARD Olivia	2000	(2)	CH1	AMB CHL	53.96	8.78	118.54
10	4		CHEADLE Emily	1999	(3)	CH1	Aiglon	57.29	12.11	163.50
11	40	19520	BROWN Madeleine	1998	(8)	CH2	WCS WCS	58.16	12.98	175.25

Did Not Start (1)

2	18919	WILLIAMS Lucy	2000		CH1	K SMK				
---	-------	---------------	------	--	-----	-------	--	--	--	--

Did Not Finish (1)

37	18235	TAYLOR Isadora	1997		CH2	AMB AMB				
----	-------	----------------	------	--	-----	---------	--	--	--	--

Disqualified (2)

6	41816	HYETT Georgia	2000		CH1	CAR			Gate 45	
34	41749	LLYWARCH Georgia	1998		CH2	DRA			Gate 19	

Welsh Alpine Championships

Childrens Slalom Race 1

Official ranking

Rank	Bib.	Code	Name	Year	(Rank)	Category	Club	Time	Gap	Points
Men										
1	56	19209	WHEELER William	1997	(1)	CH2	AMB HEM	45.22		0.00
2	60	19413	MCCLOUD Milo	1997	(2)	CH2	BSA BSA	47.16	1.94	26.17
3	51	20302	BASTOW Milo	1997	(3)	CH2	BSA	47.57	2.35	31.70
4	55	18346	DAVIS Matthew	1998	(4)	CH2	TEL TEL	47.70	2.48	33.45
5	11	19362	DEIGHTON Toby	1999	(1)	CH1	BSA HEM	47.94	2.72	36.69
6	16	19208	BERGLINDARSON Kristofer	2000	(2)	CH1	CHL CHL	48.50	3.28	44.25
7	13	19397	BROWN Ryan	1999	(3)	CH1	K	48.60	3.38	45.59
8	68	20975	OHARA Mitzuki	1998	(5)	CH2	Aiglon	49.03	3.81	51.40
9	70	20163	WAGHORNE Robert	1997	(6)	CH2	SMK	49.39	4.17	56.25
10	15	19125	HEGINBOTHAM Matthew	2000	(4)	CH1	BSA CHL	49.51	4.29	57.87
11	59	31068	CROSS Jack	1998	(7)	CH2	SSC BSA	49.87	4.65	62.73
12	69		NG Hugo	1997	(8)	CH2	Aiglon	50.18	4.96	66.91
13	12	41877	GALE Rhodri	1999	(5)	CH1	DRA CHL	50.44	5.22	70.42
14	14	18809	FENELEY William	1999	(6)	CH1	BSA NOR	50.59	5.37	72.44
15	17	18256	DAVIES Finlay	1999	(7)	CH1	IMP SMK	50.80	5.58	75.27
16	53	18810	FENELEY Luke	1997	(9)	CH2	BSA NOR	51.14	5.92	79.86
17	67		THOMPSON Max	1997	(10)	CH2	Aiglon	51.53	6.31	85.12
18	65	31183	SCHAEBBICKE Felix	1997	(11)	CH2	SSC	51.95	6.73	90.79
19	19	31025	CROCKART Tom	2000	(8)	CH1	SSC MUC	52.75	7.53	101.58
20	52	20364	TATTERSALL James	1997	(12)	CH2	BSA CHL	52.88	7.66	103.33
21	28	41750	LLYWARCH Ryan	2000	(9)	CH1	DRA PND	54.80	9.58	129.23
22	26	19755	BURTON Lucas	2000	(10)	CH1	AMB AMB	54.81	9.59	129.37
23	66	20460	PATRICK Oliver	1997	(13)	CH2	BSA	55.05	9.83	132.60
24	23	41710	CONSTANTINE Joseph	2000	(11)	CH1	DRA	55.26	10.04	135.44
25	25	41769	WILLIAMS Dylan	1999	(12)	CH1		56.98	11.76	158.64
26	71		COOK Andrew	1998	(14)	CH2	Aiglon	59.89	14.67	197.89
27	22	41880	HOPKINS Harry	1999	(13)	CH1	DRA CAR	1:00.69	15.47	208.68
28	27	19910	RIGBY Jordan	2000	(14)	CH1	DRA MID	1:00.90	15.68	211.52
29	18	20484	BAILES Max	1999	(15)	CH1	ELI	1:04.41	19.19	258.87

Did Not Start (1)

57	18917	WILLIAMS Christian	1998		CH2	K SMK				
----	-------	--------------------	------	--	-----	-------	--	--	--	--


Did Not Finish (5)

20	20377	O'NEILL Jack	1999		CH1	BSA				
54	41495	PIERCE Zac	1997		CH2	DRA PND				
58	19454	LOEFFEN-GALLAGHER Ben	1997		CH2	BSA				
64	20580	MCMAHON Jack	1997		CH2	DHO				
72	41851	THOMAS Benjamin	1998		CH2	CAR				

Disqualified (1)

21	31139	MCNICOL Archie	1999		CH1	GSC			Gate 45	
----	-------	----------------	------	--	-----	-----	--	--	---------	--

Technical Delegate



BCVS

Welsh Alpine Championships

Childrens Slalom Race 1

Penalty calculation - Men

Rank	Bib.	Code	Name	Category	Club	Points	Best 5	Race points
------	------	------	------	----------	------	--------	--------	-------------

Best 10 at finish

1	56	19209	WHEELER William	CH2	AMB HEM	216.50	216.50	0.00
2	60	19413	MCCLLOUD Milo	CH2	BSA BSA	223.57	223.57	26.17
3	51	20302	BASTOW Milo	CH2	BSA	252.06	252.06	31.70
4	55	18346	DAVIS Matthew	CH2	TEL TEL	252.86	-	-
5	11	19362	DEIGHTON Toby	CH1	BSA HEM	241.35	241.35	36.69
6	16	19208	BERGLINDARSON Kristofer	CH1	CHL CHL	241.24	241.24	44.25
7	13	19397	BROWN Ryan	CH1	K	268.45	-	-
8	68	20975	OHARA Mitzuki	CH2	Aiglon	-	-	-
9	70	20163	WAGHORNE Robert	CH2	SMK	-	-	-
10	15	19125	HEGINBOTHAM Matthew	CH1	BSA CHL	264.71	-	-


Best 5 at start

1	56	19209	WHEELER William	CH2	AMB HEM	216.50
2	60	19413	MCCLLOUD Milo	CH2	BSA BSA	223.57
6	16	19208	BERGLINDARSON Kristofer	CH1	CHL CHL	241.24
5	11	19362	DEIGHTON Toby	CH1	BSA HEM	241.35
3	51	20302	BASTOW Milo	CH2	BSA	252.06

TOTAL

(B) List points of best 5 at start	1174.72	
(A) List points of the best 5 to finish in top 10		1174.72
(C) Race points of corresponding competitors		138.81
Calculated penalty (A + B - C) = 2210.63 / 10	221.06	
Correction value (Z)	0.00	
Category adder	0.00	
Applied penalty	221.06	

Technical Delegate



BCVS

Welsh Alpine Championships

Childrens Slalom Race 1

Penalty calculation - Ladies

Rank	Bib.	Code	Name	Category	Club	Points	Best 5	Race points
------	------	------	------	----------	------	--------	--------	-------------

Best 10 at finish

1	33	19137	COOPER Yasmin	CH2	BSA HEM	166.91	166.91	0.00
2	36	30920	GUEST Kirsty	CH2	SSC	205.50	205.50	44.69
3	31	19126	HEGINBOTHAM Erika	CH2	BSA CHL	220.88	220.88	48.47
4	38	18011	TAYLOR Alice	CH2	AMB K	197.18	197.18	63.59
5	32	20141	EATON Freya	CH2	AMB AMB	227.40	-	-
6	39	20620	LEGEAIS Marion	CH2	BSA	226.90	226.90	94.78
7	35	18632	DENNING Clare	CH2	BSA	247.69	-	-
8	1	41693	WARD Eila	CH1	AMB CHL	282.24	-	-
9	3	41692	WARD Olivia	CH1	AMB CHL	268.50	-	-
10	4		CHEADLE Emily	CH1	Aiglon	-	-	-


Best 5 at start

1	33	19137	COOPER Yasmin	CH2	BSA HEM	166.91
4	38	18011	TAYLOR Alice	CH2	AMB K	197.18
2	36	30920	GUEST Kirsty	CH2	SSC	205.50
DNF	37	18235	TAYLOR Isadora	CH2	AMB AMB	214.83
3	31	19126	HEGINBOTHAM Erika	CH2	BSA CHL	220.88

TOTAL

(B) List points of best 5 at start	1005.30
(A) List points of the best 5 to finish in top 10	1017.37
(C) Race points of corresponding competitors	251.53
Calculated penalty (A + B - C) = 1771.14 / 10	177.11
Correction value (Z)	0.00
Category adder	0.00
Applied penalty	177.11

Technical Delegate



BCVS

Welsh Alpine Championships

Childrens Slalom Race 2

Official ranking

COMPETITION JURY

TECHNICAL DELEGATE	ELLIS Richard	(GBR)
REFEREE	JENKINS Lloyd	(GBR)
CHIEF OF RACE	WATSON Martin	(GBR)

TECHNICAL DATA

COURSE	Grande Conche
START	1770 m
FINISH	1640 m
DROP	130 m
HOMOLOGATION	7232/10/03

COURSESETTER	MORTON Ali	(GBR)
FORERUNNERS	- A - SPILL George	(GBR)
	- C - COMERFORD Cormac	(IRE)
	- E - LEWIS Barney	(GBR)
	- G - ASQUITH Max	(GBR)

GATES	44
DIRECTIONS	43
STARTING TIME	12:30

WEATHER : SUNNY	SNOW : HARD	TEMPERATURE S : 0°	F : 0°
MEN PENALTY : 223.90	WOMEN PENALTY : 176.47		F = 610

Rank	Bib.	Code	Name	Year	(Rank)	Category	Club	Time	Gap	Points
------	------	------	------	------	--------	----------	------	------	-----	--------

Ladies

1	33	19137	COOPER Yasmin	1998	(1)	CH2	BSA HEM	45.82		0.00
2	36	30920	GUEST Kirsty	1997	(2)	CH2	SSC	48.20	2.38	31.68
3	39	20620	LEGEAIS Marion	1998	(3)	CH2	BSA	49.61	3.79	50.46
4	38	18011	TAYLOR Alice	1997	(4)	CH2	AMB K	49.84	4.02	53.52
5	32	20141	EATON Freya	1998	(5)	CH2	AMB AMB	50.35	4.53	60.31
6	1	41693	WARD Eila	1999	(1)	CH1	AMB CHL	52.06	6.24	83.07
7	34	41749	LLYWARCH Georgia	1998	(6)	CH2	DRA	54.27	8.45	112.49
8	3	41692	WARD Olivia	2000	(2)	CH1	AMB CHL	54.82	9.00	119.82
9	31	19126	HEGINBOTHAM Erika	1998	(7)	CH2	BSA CHL	55.01	9.19	122.35
10	40	19520	BROWN Madeleine	1998	(8)	CH2	WCS WCS	56.63	10.81	143.91
11	4		CHEADLE Emily	1999	(3)	CH1	Aiglon	56.66	10.84	144.31
12	35	18632	DENNING Clare	1998	(9)	CH2	BSA	57.17	11.35	151.10
13	6	41816	HYETT Georgia	2000	(4)	CH1	CAR	1:03.99	18.17	241.90

Did Not Start (1)

2	18919	WILLIAMS Lucy	2000	CH1	K SMK
---	-------	---------------	------	-----	-------

Did Not Finish (1)

37	18235	TAYLOR Isadora	1997	CH2	AMB AMB
----	-------	----------------	------	-----	---------

Welsh Alpine Championships

Childrens Slalom Race 2

Official ranking

Rank	Bib.	Code	Name	Year	(Rank)	Category	Club	Time	Gap	Points
Men										
1	56	19209	WHEELER William	1997	(1)	CH2	AMB HEM	45.72		0.00
2	60	19413	MCCLOUD Milo	1997	(2)	CH2	BSA BSA	47.20	1.48	19.75
3	13	19397	BROWN Ryan	1999	(1)	CH1	K	47.70	1.98	26.42
4	51	20302	BASTOW Milo	1997	(3)	CH2	BSA	47.71	1.99	26.55
5	55	18346	DAVIS Matthew	1998	(4)	CH2	TEL TEL	48.46	2.74	36.56
6	16	19208	BERGLINDARSON Kristofer	2000	(2)	CH1	CHL CHL	48.65	2.93	39.09
7	69		NG Hugo	1997	(5)	CH2	Aiglon	49.84	4.12	54.97
8	17	18256	DAVIES Finlay	1999	(3)	CH1	IMP SMK	50.23	4.51	60.17
9	14	18809	FENELEY William	1999	(4)	CH1	BSA NOR	50.26	4.54	60.57
10	67		THOMPSON Max	1997	(6)	CH2	Aiglon	50.55	4.83	64.44
11	65	31183	SCHAEBBICKE Felix	1997	(7)	CH2	SSC	51.00	5.28	70.45
12	12	41877	GALE Rhodri	1999	(5)	CH1	DRA CHL	51.07	5.35	71.38
13	64	20580	MCMAHON Jack	1997	(8)	CH2	DHO	51.61	5.89	78.58
14	59	31068	CROSS Jack	1998	(9)	CH2	SSC BSA	51.93	6.21	82.85
15	52	20364	TATTERSALL James	1997	(10)	CH2	BSA CHL	52.88	7.16	95.53
16	53	18810	FENELEY Luke	1997	(11)	CH2	BSA NOR	53.19	7.47	99.67
17	28	41750	LLYWARCH Ryan	2000	(6)	CH1	DRA PND	53.84	8.12	108.34
18	20	20377	O'NEILL Jack	1999	(7)	CH1	BSA	54.13	8.41	112.21
19	66	20460	PATRICK Oliver	1997	(12)	CH2	BSA	54.89	9.17	122.35
20	26	19755	BURTON Lucas	2000	(8)	CH1	AMB AMB	55.30	9.58	127.82
21	23	41710	CONSTANTINE Joseph	2000	(9)	CH1	DRA	56.21	10.49	139.96
22	18	20484	BAILES Max	1999	(10)	CH1	ELI	56.53	10.81	144.23
23	25	41769	WILLIAMS Dylan	1999	(11)	CH1		56.57	10.85	144.76
24	72	41851	THOMAS Benjamin	1998	(13)	CH2	CAR	57.20	11.48	153.17
25	22	41880	HOPKINS Harry	1999	(12)	CH1	DRA CAR	58.44	12.72	169.71
26	27	19910	RIGBY Jordan	2000	(13)	CH1	DRA MID	58.97	13.25	176.78
27	21	31139	MCNICOL Archie	1999	(14)	CH1	GSC	1:00.10	14.38	191.86
28	71		COOK Andrew	1998	(14)	CH2	Aiglon	1:19.00	33.28	444.02

Did Not Start (1)

57	18917	WILLIAMS Christian	1998		CH2	K SMK				
----	-------	--------------------	------	--	-----	-------	--	--	--	--


Did Not Finish (6)

15	19125	HEGINBOTHAM Matthew	2000		CH1	BSA CHL				
19	31025	CROCKART Tom	2000		CH1	SSC MUC				
54	41495	PIERCE Zac	1997		CH2	DRA PND				
58	19454	LOEFFEN-GALLAGHER Ben	1997		CH2	BSA				
68	20975	OHARA Mitzuki	1998		CH2	Aiglon				
70	20163	WAGHORNE Robert	1997		CH2	SMK				

Disqualified (1)

11	19362	DEIGHTON Toby	1999		CH1	BSA HEM			Gate 44	
----	-------	---------------	------	--	-----	---------	--	--	---------	--

Technical Delegate



BCVS

Welsh Alpine Championships

Childrens Slalom Race 2

Penalty calculation - Ladies

Rank	Bib.	Code	Name	Category	Club	Points	Best 5	Race points
Best 10 at finish								
1	33	19137	COOPER Yasmin	CH2	BSA HEM	166.91	166.91	0.00
2	36	30920	GUEST Kirsty	CH2	SSC	205.50	205.50	31.68
3	39	20620	LEGEAIS Marion	CH2	BSA	226.90	226.90	50.46
4	38	18011	TAYLOR Alice	CH2	AMB K	197.18	197.18	53.52
5	32	20141	EATON Freya	CH2	AMB AMB	227.40	-	-
6	1	41693	WARD Ella	CH1	AMB CHL	282.24	-	-
7	34	41749	LLYWARCH Georgia	CH2	DRA	254.72	-	-
8	3	41692	WARD Olivia	CH1	AMB CHL	268.50	-	-
9	31	19126	HEGINBOTHAM Erika	CH2	BSA CHL	220.88	220.88	122.35
10	40	19520	BROWN Madeleine	CH2	WCS WCS	-	-	-


Best 5 at start

1	33	19137	COOPER Yasmin	CH2	BSA HEM	166.91		
4	38	18011	TAYLOR Alice	CH2	AMB K	197.18		
2	36	30920	GUEST Kirsty	CH2	SSC	205.50		
DNF	37	18235	TAYLOR Isadora	CH2	AMB AMB	214.83		
9	31	19126	HEGINBOTHAM Erika	CH2	BSA CHL	220.88		

TOTAL

(B) List points of best 5 at start	1005.30		
(A) List points of the best 5 to finish in top 10		1017.37	
(C) Race points of corresponding competitors			258.01
Calculated penalty (A + B - C) = 1764.66 / 10	176.47		
Correction value (Z)	0.00		
Category adder	0.00		
Applied penalty	176.47		

Technical Delegate



BCVS

Welsh Alpine Championships

Childrens Slalom Race 2

Penalty calculation - Men

Rank	Bib.	Code	Name	Category	Club	Points	Best 5	Race points
Best 10 at finish								
1	56	19209	WHEELER William	CH2	AMB HEM	216.50	216.50	0.00
2	60	19413	MCCLLOUD Milo	CH2	BSA BSA	223.57	223.57	19.75
3	13	19397	BROWN Ryan	CH1	K	268.45	-	-
4	51	20302	BASTOW Milo	CH2	BSA	252.06	252.06	26.55
5	55	18346	DAVIS Matthew	CH2	TEL TEL	252.86	252.86	36.56
6	16	19208	BERGLINDARSON Kristofer	CH1	CHL CHL	241.24	241.24	39.09
7	69		NG Hugo	CH2	Aiglon	-	-	-
8	17	18256	DAVIES Finlay	CH1	IMP SMK	301.77	-	-
9	14	18809	FENELEY William	CH1	BSA NOR	273.34	-	-
10	67		THOMPSON Max	CH2	Aiglon	-	-	-


Best 5 at start

1	56	19209	WHEELER William	CH2	AMB HEM	216.50
2	60	19413	MCCLLOUD Milo	CH2	BSA BSA	223.57
6	16	19208	BERGLINDARSON Kristofer	CH1	CHL CHL	241.24
DSQ	11	19362	DEIGHTON Toby	CH1	BSA HEM	241.35
4	51	20302	BASTOW Milo	CH2	BSA	252.06

TOTAL

(B) List points of best 5 at start	1174.72
(A) List points of the best 5 to finish in top 10	1186.23
(C) Race points of corresponding competitors	121.95
Calculated penalty (A + B - C) = 2239.00 / 10	223.90
Correction value (Z)	0.00
Category adder	0.00
Applied penalty	223.90

Technical Delegate



BCVS

Welsh Alpine Championships

Ladies Slalom

Official ranking

COMPETITION JURY

TECHNICAL DELEGATE	ELLIS Richard	(GBR)
REFEREE	JENKINS Lloyd	(GBR)
CHIEF OF RACE	WATSON Martin	(GBR)

TECHNICAL DATA

COURSE	Grande Conche
START	1770 m
FINISH	1640 m
DROP	130 m
HOMOLOGATION	7232/10/03

1st RUN

COURSESETTER	BROWN Phil	(GBR)
FORERUNNERS	- A - SPILL George	(GBR)
	- B - COMERFORD Cormac	(IRE)
	- C - LEWIS Barney	(GBR)
	- D - WHITE Thomas	(GBR)

2nd RUN

	MORTON Ali	(GBR)
- A -	SPILL George	(GBR)
- B -	COMERFORD Cormac	(IRE)
- C -	LEWIS Barney	(GBR)
- D -	WHITE Thomas	(GBR)

GATES	45
DIRECTIONS	44
STARTING TIME	9:40

	44
	43
	12:30

WEATHER : SUNNY SNOW : HARD TEMPERATURE S : 0° F : 0°

APPLIED PENALTY : F = 610

Rank	Bib.	Code	Name	Year	(Rank)	Category	Club	Run 1	Run 2	Time	Points
1	101	18890	BELL Florence	1996	(1)	JN1	SMK SMK	47.41	48.21	1:35.62	0.00
2	102	41622	JENKINS Nia	1995	(2)	JN1	BSA NOR	49.80	50.40	1:40.20	29.22
3	105	14747	OGDEN Sophie	1996	(3)	JN1	DRA CHL	50.18	50.62	1:40.80	33.05
4	103	41705	HALLETT Georgia	1996	(4)	JN1	DRA CAR	52.64	51.05	1:43.69	51.48
5	107		HAROLD Lucy	1994	(1)	JN2	Aiglon	58.11	57.00	1:55.11	124.33
6	104		O'LEARY Claire	1996	(5)	JN1	DRA	1:01.57	55.30	1:56.87	135.56

Technical Delegate

