



BCVS

Welsh FIS Alpine Championships

Slalom Ladies Official ranking

COMPETITION JURY

TECHNICAL DELEGATE	TREMBLAY David	(FRA)
REFEREE	Simon Lamberti	(SUI)
ASSISTANT REFEREE	HARRIS Peter	(GBR)
CHIEF OF RACE	ELLIS Richard	(GBR)

TECHNICAL DATA

COURSE	Grandes Conches
START	1850 m
FINISH	1700 m
DROP	150 m
HOMOLOGATION	7231/10/03

1st RUN

COURSESETTER	Colin Tee	(GBR)
FORERUNNERS		
- B -	Juan Crexell	(ARG)
- C -	Franco Lattanzio	(ARG)
- D -	Facundo SAFE	(ARG)
GATES	49	
DIRECTIONS	48	
STARTING TIME	9:15	

2nd RUN

	Philippe Bestak	(SUI)
- B -	Juan Crexell	(ARG)
- C -	Franco Lattanzio	(ARG)
- D -	Facundo SAFE	(ARG)

WEATHER : DURTY	SNOW : SOFT	TEMPERATURE S : -1°	F : -1°
LIST n°712	APPLIED PENALTY : 64.27		F = 610

Rank	Bib.	FIS ID	Name	Year	Nation	Run 1	Run 2	Time	Gap	Points
1	106	225552	TAYLOR Imogen	1994	GBR	49.11	48.88	1:37.99		0.00
2	115	516329	VOLKEN Ramona	1994	SUI	49.56	48.79	1:38.35	0.36	2.24
3	112	516354	BRUNNER Corina	1995	SUI	50.47	48.54	1:39.01	1.02	6.35
4	105	516230	WITSCHARD Tanja	1992	SUI	49.95	49.66	1:39.61	1.62	10.08
5	123	516441	BREGOU Anne-Solene	1996	SUI	50.87	48.86	1:39.73	1.74	10.83
6	101	516353	WICKI Camille	1995	SUI	49.81	50.66	1:40.47	2.48	15.44
7	108	225491	DAVIES Charlotte	1991	GBR	49.36	51.24	1:40.60	2.61	16.25
8	104	516352	CLIVAZ Chanel	1995	SUI	51.13	50.56	1:41.69	3.70	23.03
9	102	485713	POPOVA Ekaterina	1993	RUS	50.94	50.90	1:41.84	3.85	23.97
10	120	485864	KRAVCHUK Alexandra	1996	RUS	52.40	50.16	1:42.56	4.57	28.45
11	103	225590	MACAULAY Alice	1995	GBR	52.49	50.24	1:42.73	4.74	29.51
12	111	6535370	SCHORDERET Sierra	1993	USA	51.61	51.14	1:42.75	4.76	29.63
13	113	516392	PEZZATTI Celine	1995	SUI	52.24	50.83	1:43.07	5.08	31.62
14	128	516444	MOOSER Naomi	1996	SUI	52.15	51.60	1:43.75	5.76	35.86
15	125	506691	NILSON WREDE Thomasine	1995	SWE	52.74	51.48	1:44.22	6.23	38.78
16	124	275024	BELL Victoria	1994	IRE	52.60	52.27	1:44.87	6.88	42.83
17	139	225617	HARTE Giulia	1996	GBR	53.80	51.68	1:45.48	7.49	46.63
18	142	516427	VOLKEN Larissa	1996	SUI	53.86	51.98	1:45.84	7.85	48.87
19	135	516424	KALBERMATTEN Caroline	1996	SUI	53.84	52.09	1:45.93	7.94	49.43
20	116	516358	BECKER Emmanuelle	1995	SUI	52.74	53.22	1:45.96	7.97	49.61
21	117	225557	ANGUS Kate	1994	GBR	54.15	52.48	1:46.63	8.64	53.79
22	137	516421	GABIOUD Natacha	1996	SUI	54.18	52.59	1:46.77	8.78	54.66
23	136	6535530	SCHORDERET Asia	1996	USA	54.18	52.71	1:46.89	8.90	55.40
24	110	297714	MIGLIORI Francesca	1990	ITA	54.57	52.93	1:47.50	9.51	59.20
25	143	516442	DIAS Camille	1996	SUI	55.30	52.61	1:47.91	9.92	61.75
26	129	225538	BRYON Frances	1993	GBR	55.92	55.39	1:51.31	13.32	82.92
27	138	225628	OGDEN Sophie	1996	GBR	1:04.16	57.52	2:01.68	23.69	147.47
28	131	225613	HALLETT Georgia	1996	GBR	1:01.89	1:02.12	2:04.01	26.02	161.98
29	140	275027	O LEARY Claire	1996	IRE	1:04.61	1:01.87	2:06.48	28.49	177.35

Welsh FIS Alpine Championships

Slalom Ladies

Official ranking

Rank	Bib.	FIS ID	Name	Year	Nation	Run 1	Run 2	Time	Gap	Points
30	132	225453	REID Judy	1960	GBR	1:06.28	1:05.16	2:11.44	33.45	208.23

Not classified

Did Not Start - Run 1 (6)

119	415207	CORSER Sophie	1996	NZL
122	415201	SMITH Hunter-Rose	1995	NZL
127	415196	JONES Melissa	1994	NZL
144	225618	LEWIS Isabelle	1996	GBR
146	516425	KIPPEL Sandrine	1996	SUI
147	516422	GRAND Medea	1996	SUI

Did Not Finish - Run 1 (8)

107	516349	DARBELLAY Sheila	1995	SUI
109	197501	GILBERT Marine	1994	FRA
114	225488	HARTE Natalia	1992	GBR
118	225612	MEAD Darcie	1996	GBR
121	516357	BERNARD Juliette	1995	SUI
134	225239	WALSH Carrie	1963	GBR
141	516445	VUADENS Chantal	1996	SUI
145	516423	HISCHIER Florence	1996	SUI


Disqualified - Run 1 (1)

130	225598	JENKINS Nia	1995	GBR
-----	--------	-------------	------	-----

Did Not Finish - Run 2 (2)

126	275029	BELL Florence	1996	IRE	53.60
133	405136	ROUMIANTZOFF Ivana	1992	NED	1:01.98

Le délégué technique



BCVS

Welsh FIS Alpine Championships

Slalom Ladies

Calcul de la pénalité

Rank	Bib.	FIS ID	Name	Year	Nation	Points	Best 5	Race points
Best 10 at finish								
1	106	225552	TAYLOR Imogen	1994	GBR	78.89	78.89	0.00
2	115	516329	VOLKEN Ramona	1994	SUI	52.83	52.83	2.24
3	112	516354	BRUNNER Corina	1995	SUI	58.06	58.06	6.35
4	105	516230	WITSCHARD Tanja	1992	SUI	81.22	81.22	10.08
5	123	516441	BREGOU Anne-Solene	1996	SUI	127.26	-	-
6	101	516353	WICKI Camille	1995	SUI	96.53	-	-
7	108	225491	DAVIES Charlotte	1991	GBR	95.89	-	-
8	104	516352	CLIVAZ Chanel	1995	SUI	87.30	-	-
9	102	485713	POPOVA Ekaterina	1993	RUS	83.34	83.34	23.97
10	120	485864	KRAVCHUK Alexandra	1996	RUS	121.95	-	-


Best 5 at start

2	115	516329	VOLKEN Ramona	1994	SUI	52.83
3	112	516354	BRUNNER Corina	1995	SUI	58.06
13	113	516392	PEZZATTI Celine	1995	SUI	61.19
DNF	109	197501	GILBERT Marine	1994	FRA	63.00
DNF	107	516349	DARBELLAY Sheila	1995	SUI	65.95

TOTAL

(B) List points of best 5 at start	301.03
(A) List points of the best 5 to finish in top 10	354.34
(C) Race points of corresponding competitors	42.64
Calculated penalty (A + B - C) = 612.73 / 10	61.27
Correction value (Z)	0.00
Category adder	3.00
Applied penalty	64.27

Le délégué technique



BCVS

Welsh FIS Alpine Championships

Slalom Men

Résultats officiels

COMPETITION JURY

TECHNICAL DELEGATE	TREMBLAY David	(FRA)
REFEREE	Simon Lamberti	(SUI)
ASSISTANT REFEREE	HARRIS Peter	(GBR)
CHIEF OF RACE	ELLIS Richard	(GBR)

TECHNICAL DATA

COURSE	Grandes Conches
START	1850 m
FINISH	1700 m
DROP	150 m
HOMOLOGATION	7231/10/03

1st RUN

COURSESETTER	Justin Mesut	(GBR)
FORERUNNERS		
- B -	Juan Crexell	(ARG)
- C -	Franco Lattanzio	(ARG)
- D -	Facundo SAFE	(ARG)
GATES	48	
DIRECTIONS	47	
STARTING TIME	10:20	

2nd RUN

	Gareth Traynor	(GBR)
- B -	Juan Crexell	(ARG)
- C -	Franco Lattanzio	(ARG)
- D -	Facundo SAFE	(ARG)
	53	
	51	
	12:50	

WEATHER : DURTY	SNOW : SOFT	TEMPERATURE S : -1°	F : -1°
LIST n°712	APPLIED PENALTY : 66.08		F = 610

Rank	Bib.	FIS ID	Name	Year	Nation	Run 1	Run 2	Time	Gap	Points
1	10	512072	SALAMIN Florent	1994	SUI	45.17	50.50	1:35.67		0.00
2	2	511974	JOSSEVEL Christophe	1993	SUI	44.61	51.88	1:36.49	0.82	5.23
3	5	690508	MIGLIORI Lorenzo	1991	ITA	45.01	52.58	1:37.59	1.92	12.24
4	12	512101	GABIOUD Dylan	1995	SUI	46.10	52.77	1:38.87	3.20	20.40
5	18	221129	STEVENSON James	1994	GBR	46.02	53.09	1:39.11	3.44	21.93
6	14	220981	RICHARDSON Charles William	1992	GBR	47.09	52.04	1:39.13	3.46	22.06
7	4	511897	OYON Quentin	1992	SUI	46.52	53.24	1:39.76	4.09	26.08
8	9	221176	LEWIS Barney	1995	GBR	47.88	51.89	1:39.77	4.10	26.14
9	1	481545	BELOUSOV Alexey	1994	RUS	46.60	53.18	1:39.78	4.11	26.21
10	6	221010	MCWHIRTER Scott	1992	GBR	47.37	52.58	1:39.95	4.28	27.29
11	54	512190	HEYMANN Adrian	1996	SUI	47.65	52.83	1:40.48	4.81	30.67
12	55	220697	DU PLESSIS Stephen	1987	GBR	48.34	52.25	1:40.59	4.92	31.37
13	8	221168	BAGGIO Max	1995	GBR	46.23	54.74	1:40.97	5.30	33.79
14	33	221222	MOSS Maximilian	1996	GBR	47.07	54.23	1:41.30	5.63	35.90
15	52	512187	BUEHLER Jan	1996	SUI	48.86	52.66	1:41.52	5.85	37.30
16	17	221114	GLASGOW Peter	1994	GBR	47.99	53.93	1:41.92	6.25	39.85
17	23	270045	MCKELVEY Nicholas	1991	IRE	47.02	55.04	1:42.06	6.39	40.74
18	16	221182	GOLDSWORTHY Richard	1995	GBR	46.83	55.41	1:42.24	6.57	41.89
19	15	512112	LAGGER Marc	1995	SUI	50.05	52.35	1:42.40	6.73	42.91
20	41	202717	LANGER Kevin	1996	GER	49.53	53.47	1:43.00	7.33	46.74
21	61	202747	SEITZ Justin	1996	GER	49.19	53.86	1:43.05	7.38	47.06
22	25	512197	WILLEMS Bjoern	1996	SUI	47.55	55.73	1:43.28	7.61	48.52
23	58	512177	HENZI Nicolas	1996	SUI	49.32	54.37	1:43.69	8.02	51.14
24	56	512193	KOHLER Adrian	1996	SUI	49.57	54.25	1:43.82	8.15	51.97
25	37	30372	VITIELLO Juan Jose	1996	ARG	49.54	54.50	1:44.04	8.37	53.37
26	50	512175	DONNET Harry	1996	SUI	49.97	54.91	1:44.88	9.21	58.72
27	60	512174	DEBONS Sebastien	1996	SUI	50.19	55.21	1:45.40	9.73	62.04
28	45	512097	SAVOY Baptiste	1995	SUI	50.57	55.54	1:46.11	10.44	66.57
29	20	512114	URBAN David	1995	SUI	50.08	56.15	1:46.23	10.56	67.33

Welsh FIS Alpine Championships

Slalom Men

Résultats officiels

Rank	Bib.	FIS ID	Name	Year	Nation	Run 1	Run 2	Time	Gap	Points
30	63	512183	OYON Valentin	1996	SUI	50.47	55.89	1:46.36	10.69	68.16
31	28	512091	ARNOLD Sebastien	1993	SUI	50.76	56.11	1:46.87	11.20	71.41
32	43	6530869	REINHARDT Hugo	1993	USA	52.83	56.98	1:49.81	14.14	90.16
33	31	30347	LARA Nicolas	1995	ARG	53.22	57.34	1:50.56	14.89	94.94
34	62	221217	ASQUITH Max	1996	GBR	53.55	1:00.06	1:53.61	17.94	114.39
35	40	30371	GAITE Manuel	1996	ARG	54.56	1:00.33	1:54.89	19.22	122.55
36	39	220921	FREEMAN Edward	1989	GBR	55.13	1:01.66	1:56.79	21.12	134.66
37	47	30373	GIANDO Martin Leandro	1996	ARG	1:01.27	1:03.65	2:04.92	29.25	186.50

Not classified

Did Not Start - Run 1 (3)

24	221143	FYNN Tarn	1994	GBR
27	221005	SLINGER Max	1989	GBR
34	6291808	WERLEN Angelo	1995	ITA

Did Not Finish - Run 1 (12)

3	220982	WHITE Thomas	1992	GBR
13	481728	VORONOV Evgeniy	1996	RUS
22	221190	NORRIS Kieran	1995	GBR
26	221147	DANNATT Timothy	1994	GBR
30	270062	RIDDELL Luke	1996	IRE
32	221177	GREENFIELD Hobie	1995	GBR
38	221194	MARTIN Matthew	1995	GBR
44	220389	SWINDELLS Robert	1965	GBR
48	221202	FIRMAN James	1988	GBR
49	221199	SEAMAN Michael	1986	GBR
57	221219	EATON Oliver	1996	GBR
59	220859	HALES Robert	1960	GBR


Did Not Finish - Run 2 (9)

7	511971	BOSSEL Alain	1993	SUI	46.30
11	221112	MOYNIHAN Nicholas	1994	GBR	45.57
19	60237	GREEFS Sam	1995	BEL	46.92
21	512071	OYON Gaetan	1994	SUI	47.49
29	481730	KUZNETSOV Ivan	1996	RUS	47.67
35	221067	SPILL George	1993	GBR	50.70
36	221178	DAVIS George	1995	GBR	49.22
42	221188	RIGBY Jack	1995	GBR	54.55
51	512196	ROHRER Pascal	1996	SUI	49.79

Disqualified - Run 2 (1)

46	512098	SCHNEWLIN Jan	1995	SUI	56.49
----	--------	---------------	------	-----	-------

Le délégué technique



BCVS

Welsh FIS Alpine Championships

Slalom Men

Calcul de la pénalité

Rank	Bib.	FIS ID	Name	Year	Nation	Points	Best 5	Race points
------	------	--------	------	------	--------	--------	--------	-------------

Best 10 at finish

1	10	512072	SALAMIN Florent	1994	SUI	78.44	78.44	0.00
2	2	511974	JOSSEVEL Christophe	1993	SUI	63.97	63.97	5.23
3	5	690508	MIGLIORI Lorenzo	1991	ITA	60.86	60.86	12.24
4	12	512101	GABIOUD Dylan	1995	SUI	87.70	-	-
5	18	221129	STEVENSON James	1994	GBR	110.51	-	-
6	14	220981	RICHARDSON Charles William	1992	GBR	93.26	-	-
7	4	511897	OYON Quentin	1992	SUI	85.67	85.67	26.08
8	9	221176	LEWIS Barney	1995	GBR	99.32	-	-
9	1	481545	BELOUSOV Alexey	1994	RUS	82.80	82.80	26.21
10	6	221010	MCWHIRTER Scott	1992	GBR	105.47	-	-

Best 5 at start

DNF	11	221112	MOYNIHAN Nicholas	1994	GBR	47.59		
3	5	690508	MIGLIORI Lorenzo	1991	ITA	60.86		
2	2	511974	JOSSEVEL Christophe	1993	SUI	63.97		
13	8	221168	BAGGIO Max	1995	GBR	77.99		
1	10	512072	SALAMIN Florent	1994	SUI	78.44		

TOTAL

(B) List points of best 5 at start	328.85		
(A) List points of the best 5 to finish in top 10		371.74	
(C) Race points of corresponding competitors			69.76
Calculated penalty (A + B - C) = 630.83 / 10	63.08		
Correction value (Z)	0.00		
Category adder	3.00		
Applied penalty	66.08		

Le délégué technique