



Champéry-Les Crosets
Portes du Soleil



BCVS



Celtic Cup Series 2009 Race 5

Slalom - Females

Official ranking

COMPETITION JURY

TECHNICAL DELEGATE Peter Harris
REFEREE Lloyd Jenkins
CHIEF OF RACE Alun Evans

TECHNICAL DATA

COURSE
START
FINISH
DROP

1st RUN

COURSESETTER Andrew Crawford
FORERUNNERS - A - Frazer Mitchell
GATES 14
STARTING TIME

2nd RUN

2 runs - same course

WEATHER : Overcast

SNOW : Damp

TEMPERATURE S : 0° **F** : 0°

APPLIED PENALTY : 10.00

F = 600

Rank	Bib.	Code	Name	Year	[Rank]	Category	Club	Run 1	Run 2	Time	Gap	Points
1	104	41488	DAVIES Charlotte	1991	(1)	JN2	GLO DRA	12.12	12.27	24.39		0.00
2	114	41274	HALES Alice	1992	(2)	JN2	CAR DRA	12.50	12.30	24.80	0.41	10.09
3	105	14746	LAMBEN Sarah	1995	(1)	CH2	GLO DRA	12.49	12.61	25.10	0.71	17.47
4	112	41007	GODDARD Emily	1987	(1)	SEN	GLO DRA	12.63	12.59	25.22	0.83	20.42
5	101	41070	THELWELL Alice	1987	(2)	SEN	GLO DRA	12.85	12.88	25.73	1.34	32.96
6	108	41622	JENKINS Nia	1995	(2)	CH2	NOR BSA	13.00	12.84	25.84	1.45	35.67
7	102	18103	BROWN Claire	1993	(1)	JN1	TEL	12.96	13.00	25.96	1.57	38.62
8	115	14661	BULLOCK Alexandra	1995	(3)	CH2	TEL TEL	13.03	13.07	26.10	1.71	42.07
9	106	4944	HATCHER Kirsty	1991	(3)	JN2	CAR K	13.11	13.17	26.28	1.89	46.49
10	109	41216	DAVIES Stephanie	1995	(4)	CH2	CAR DRA	13.10	13.25	26.35	1.96	48.22
11	118	17972	GOULD Georgina	1994	(2)	JN1	TEL TEL	13.31	13.28	26.59	2.20	54.12
12	120	17721	HALLETT Georgia	1996	(5)	CH2	CAR DRA	13.38	13.22	26.60	2.21	54.37
13	116	17787	SHRIMPTON Charlotte	1994	(3)	JN1	TEL TEL	13.32	13.32	26.64	2.25	55.35
14	121	19155	EDEN Katie	1996	(6)	CH2	TOQ BSA	13.49	13.19	26.68	2.29	56.33
15	103	18454	WIDDUP Bethany	1995	(7)	CH2	PND DRA	13.49	13.27	26.76	2.37	58.30
16	119	30749	PATTERSON Aileen	1993	(4)	JN1	SSC	13.58	13.32	26.90	2.51	61.75
17	107	41623	JENKINS Megan	1998	(1)	CH1	NOR BSA	13.43	13.53	26.96	2.57	63.22
18	113	41480	HOPKINS Emily	1994	(5)	JN1	CAR DRA	13.89	13.19	27.08	2.69	66.17
19	122	41452	WILLIAMS Sarah	1994	(6)	JN1	CAR DRA	13.82	13.65	27.47	3.08	75.77
20	124	19213	TONGE Charlotte	1994	(7)	JN1	TOQ	13.97	13.62	27.59	3.20	78.72
21	117	17689	GREENBANK Kelly	1996	(8)	CH2	TEL	13.90	13.86	27.76	3.37	82.90
22	123	18348	HANSON Vivien	1980	(3)	SEN	PND	14.12	13.75	27.87	3.48	85.61
23	127	19082	AINSWORTH Claire	1997	(2)	CH1	TEL	14.36	14.22	28.58	4.19	103.08
24	125	18637	WEST Natalie	1994	(8)	JN1	STS	14.51	14.24	28.75	4.36	107.26
25	126	14262	DAWES Sarah	1988	(4)	SEN	MID	14.57	14.35	28.92	4.53	111.44
26	131	17839	PHELPS Sophia	1994	(9)	JN1	MID DRA	14.90	14.40	29.30	4.91	120.79
27	133	17516	WALLER Olivia	1994	(10)	JN1	MID WEA	14.79	14.66	29.45	5.06	124.48
28	132	41555	EATON Freya	1998	(3)	CH1	TEL XSC	15.12	14.36	29.48	5.09	125.22
29	130	19414	DANNATT Gemma	1996	(9)	CH2	GLO DRA	14.98	14.62	29.60	5.21	128.17
30	134	13872	ADAMS Jasmine	1993	(11)	JN1	STS WEA	14.94	14.74	29.68	5.29	130.14
31	135	18676	COOPER Georgina	1996	(10)	CH2	GLO AVO	15.00	14.72	29.72	5.33	131.12
32	129	18455	WIDDUP Laura	1992	(4)	JN2	PND DRA	15.17	15.19	30.36	5.97	146.86
33	128	10660	WALSH Carrie	1963	(1)	MAS	ALD IMP	15.27	15.26	30.53	6.14	151.05
34	137	19211	THOMAS Kerry	1995	(11)	CH2	TOQ BSA	15.33	15.42	30.75	6.36	156.46
35	136	18617	HANCOCK Maxine	1997	(4)	CH1	MID	16.17	15.61	31.78	7.39	181.80
36	138	19165	ELGY Geraldine	1954	(2)	MAS	MID	17.38	17.76	35.14	10.75	264.45

Celtic Cup Series 2009 Race 5

Slalom - Females

Official ranking

Rank	Bib.	Code	Name	Year	[Rank]	Category	Club	Run 1	Run 2	Time	Gap	Points
37	139	41577	LEE Jane	1954	(3)	MAS	MID WCS	18.88	18.57	37.45	13.06	321.28

DNS - Run 1 (1)

111	14559	LINLEY Natassja	1993		JN1	GLO DRA						
-----	-------	-----------------	------	--	-----	---------	--	--	--	--	--	--

DNF - Run 1 (1)

110	14263	DAWES Emily	1991		JN2	MID WEA		13.57				
-----	-------	-------------	------	--	-----	---------	--	-------	--	--	--	--

DNS - Run 2 (1)

111	14559	LINLEY Natassja	1993		JN1	GLO DRA						
-----	-------	-----------------	------	--	-----	---------	--	--	--	--	--	--

Technical Delegate



Champéry-Les Crosets
Portes du Soleil



BCVS



Celtic Cup Series 2009 Race 5

Slalom - Females Penalty calculation

Rank	Bib.	Code	Name	Year	Nation	Points	Best 5	Race points
------	------	------	------	------	--------	--------	--------	-------------

Best 10 at finish

1	104	41488	DAVIES Charlotte	1991		0.00	0.00	0.00
2	114	41274	HALES Alice	1992		4.41	4.41	10.09
3	105	14746	LAMBDEN Sarah	1995		30.54	-	-
4	112	41007	GODDARD Emily	1987		28.17	28.17	20.42
5	101	41070	THELWELL Alice	1987		20.07	20.07	32.96
6	108	41622	JENKINS Nia	1995		27.90	27.90	35.67
7	102	18103	BROWN Claire	1993		39.10	-	-
8	115	14661	BULLOCK Alexandra	1995		53.18	-	-
9	106	4944	HATCHER Kirsty	1991		47.58	-	-
10	109	41216	DAVIES Stephanie	1995		46.83	-	-

Best 5 at start

1	104	41488	DAVIES Charlotte	1991		0.00		
2	114	41274	HALES Alice	1992		4.41		
5	101	41070	THELWELL Alice	1987		20.07		
6	108	41622	JENKINS Nia	1995		27.90		
4	112	41007	GODDARD Emily	1987		28.17		

TOTAL

(B) List points of best 5 at start	80.55		
(A) List points of the best 5 to finish in top 10		80.55	
(C) Race points of corresponding competitors			99.14

Calculated penalty (A + B - C) = 61.96 / 10	6.20		
Correction value (Z)	0.00		
Category adder	0.00		
Applied penalty	10.00		

Technical Delegate



Champéry-Les Crosets
Portes du Soleil



BCVS



Celtic Cup Series 2009 Race 5

Slalom - Males

Official ranking

COMPETITION JURY

TECHNICAL DELEGATE Peter Harris
REFEREE Lloyd Jenkins
CHIEF OF RACE Alun Evans

TECHNICAL DATA

COURSE
START
FINISH
DROP

1st RUN

COURSESETTER Andrew Crawford
FORERUNNERS - A - Frazer Mitchell
GATES 14
STARTING TIME

2nd RUN

2 runs - same course

WEATHER : Overcast

SNOW : Damp

TEMPERATURE S : 0° **F** : 0°

APPLIED PENALTY : 10.00

F = 600

Rank	Bib.	Code	Name	Year	[Rank]	Category	Club	Run 1	Run 2	Time	Gap	Points
1	5	41042	WATSON Andrew	1991	(1)	JN2	CAR DRA	11.49	11.05	22.54		0.00
2	8	13125	HALL Benn	1990	(2)	JN2	MID DRA	11.59	11.26	22.85	0.31	8.25
2	1	12221	ARMSTRONG Colin	1988	(1)	SEN	EXD	11.60	11.25	22.85	0.31	8.25
4	10	17356	HORNBY Harry	1991	(3)	JN2	MID WEA	11.68	11.38	23.06	0.52	13.84
5	3	41217	DAVIES Andrew	1992	(4)	JN2	CAR DRA	11.83	11.39	23.22	0.68	18.10
6	14	41182	HALES Thomas	1990	(5)	JN2	CAR DRA	11.77	11.47	23.24	0.70	18.63
7	13	41276	WILLIAMS Ian	1992	(6)	JN2	CAR DRA	11.77	11.49	23.26	0.72	19.17
8	9	4777	HATCHER David	1985	(2)	SEN	TOR K	11.78	11.53	23.31	0.77	20.50
9	11	13389	LEESON Andrew	1989	(3)	SEN	PND	11.88	11.44	23.32	0.78	20.76
10	7	41124	JEAL Alex	1990	(7)	JN2	GLO DRA	12.01	11.34	23.35	0.81	21.56
11	12	12856	KNOCK James	1990	(8)	JN2	SHK BGR	11.86	11.63	23.49	0.95	25.29
12	15	17500	HUTCHINGS Adam	1991	(9)	JN2	PND DRA	11.78	11.72	23.50	0.96	25.55
13	6	41230	THELWELL Michael	1991	(10)	JN2	GLO DRA	11.96	11.55	23.51	0.97	25.82
14	4	41041	WATSON Simon	1989	(4)	SEN	CAR DRA	12.04	11.70	23.74	1.20	31.94
15	21	41092	DAVIES Colin	1992	(11)	JN2	CAR DRA	11.97	11.88	23.85	1.31	34.87
16	25	41397	SANGER Scott	1992	(12)	JN2	CAR	12.20	11.67	23.87	1.33	35.40
17	18	41180	RICHARDS Ashley	1993	(1)	JN1	SWN DRA	12.05	11.84	23.89	1.35	35.94
18	22	19704	BEARDMORE Adam	1986	(5)	SEN	MID MID	12.10	11.81	23.91	1.37	36.47
19	16	41273	HALES Robert	1960	(1)	MAS	CAR DRA	12.15	11.84	23.99	1.45	38.60
20	23	14391	BREESE Ashley	1996	(1)	CH2	TEL TEL	12.16	12.03	24.19	1.65	43.92
21	17	41454	STEPHENS Samuel	1993	(2)	JN1	CAR DRA	12.24	11.98	24.22	1.68	44.72
22	19	17507	MAY Christopher	1992	(13)	JN2	MID WEA	12.23	12.06	24.29	1.75	46.58
23	24	18607	MILLER Nicholas	1993	(3)	JN1	MID	12.25	12.08	24.33	1.79	47.65
24	27	18512	WITTS Kaigan	1994	(4)	JN1	PND PND	12.30	12.15	24.45	1.91	50.84
25	26	13891	LEESON Richard	1994	(5)	JN1	PND	12.31	12.24	24.55	2.01	53.50
26	31	17198	DAVIES James	1995	(2)	CH2	GLO DRA	12.63	12.04	24.67	2.13	56.70
27	28	18811	FURIO Marco	1994	(6)	JN1	TEL TEL	12.74	12.04	24.78	2.24	59.63
28	50	18109	ROBERTS Daniel	1992	(14)	JN2	SLP SLP	12.60	12.20	24.80	2.26	60.16
29	32	17312	WILSON Simon	1992	(15)	JN2	STS	12.60	12.21	24.81	2.27	60.43
29	30	13873	ADAMS Ben	1991	(15)	JN2	STS WEA	12.51	12.30	24.81	2.27	60.43
31	38	18571	CONDE Jamie	1992	(17)	JN2	MID TEL	12.66	12.23	24.89	2.35	62.56
32	35	18574	WHYATT Laurence	1985	(6)	SEN	WYC HEM	12.59	12.31	24.90	2.36	62.82
33	43	41479	TINKLER William	1992	(18)	JN2	CAR DRA	12.79	12.67	25.46	2.92	77.73
33	33	14586	GODDARD-JONES Brodie	1996	(3)	CH2	SLP SLP	12.82	12.64	25.46	2.92	77.73
35	36	41193	ROE Benjamin	1992	(19)	JN2	TOR	13.04	12.57	25.61	3.07	81.72
36	37	17319	YATES Christopher	1996	(4)	CH2	TEL TEL	12.96	12.69	25.65	3.11	82.79

Celtic Cup Series 2009 Race 5

Slalom - Males

Official ranking

Rank	Bib.	Code	Name	Year	[Rank]	Category	Club	Run 1	Run 2	Time	Gap	Points
37	39	18347	DAVIS George	1995	(5)	CH2	GLO BSA	12.97	12.92	25.89	3.35	89.17
38	45	41578	LEE Adam.	1994	(7)	JN1	MID WCS	13.09	12.86	25.95	3.41	90.77
39	49	13792	KNOWLES Michael	1995	(6)	CH2	PND DRA	13.10	12.96	26.06	3.52	93.70
40	41	18586	THORLEY Alasdair	1994	(8)	JN1	MID	13.21	12.86	26.07	3.53	93.97
41	51	41598	BELL Thomas	1995	(7)	CH2	GLO	13.14	13.28	26.42	3.88	103.28
42	46	18322	HUMFRESS Joseph	1993	(9)	JN1	TEL TEL	13.30	13.13	26.43	3.89	103.55
43	67	19419	WRIGHT Alexander	1994	(10)	JN1	GLO	13.15	13.36	26.51	3.97	105.68
44	44	17519	STOKES Oliver	1997	(1)	CH1	GLO AMB	13.29	13.27	26.56	4.02	107.01
45	53	18072	THOMAS Cameron	1997	(2)	CH1	TOQ BSA	13.43	13.16	26.59	4.05	107.81
46	54	17862	EVANS Joshua	1994	(11)	JN1	STS	13.35	13.26	26.61	4.07	108.34
47	52	18416	WHITAKER Jake	1997	(3)	CH1	TOQ	13.26	13.39	26.65	4.11	109.41
48	56	17515	GIRLING Kirran	1997	(4)	CH1	TEL TEL	13.42	13.45	26.87	4.33	115.26
49	48	18346	DAVIS Matthew	1998	(5)	CH1	GLO DRA	13.51	13.39	26.90	4.36	116.06
50	58	41559	EATON Oliver	1996	(8)	CH2	TEL XSC	13.63	13.32	26.95	4.41	117.39
51	55	17840	PHELPS Nicholas	1997	(6)	CH1	MID DRA	13.74	13.77	27.51	4.97	132.30
52	65	41650	SELLWOOD Thomas	1996	(9)	CH2	CAR	14.00	13.81	27.81	5.27	140.28
53	62	19346	WILKINS Simon	1992	(20)	JN2	TEL TEL	14.04	13.91	27.95	5.41	144.01
54	61	41597	POWELL Ethan	1997	(7)	CH1	GLO	14.29	13.96	28.25	5.71	152.00
55	72	19068	SIMMONS Thomas	1995	(10)	CH2	TOQ TOQ	14.54	14.18	28.72	6.18	164.51
56	78	19741	OWEN Alex	1996	(11)	CH2		14.54	14.45	28.99	6.45	171.69
57	59	18463	PLEVNALIS Dominic	1998	(8)	CH1	MID	14.76	14.42	29.18	6.64	176.75
58	70	18616	HANCOCK Karl	1995	(12)	CH2	MID	14.62	14.80	29.42	6.88	183.14
59	69	19420	WITTS Callum	1998	(9)	CH1	PND	14.87	14.64	29.51	6.97	185.54
60	73	19701	BEASLEY Joe	1994	(12)	JN1	TOQ TOQ	15.10	14.43	29.53	6.99	186.07
61	68	18599	TAYLOR Daniel	1998	(10)	CH1	TEL TEL	14.82	14.82	29.64	7.10	189.00
62	74	18998	THORLEY Duncan	1997	(11)	CH1	MID	16.09	15.80	31.89	9.35	248.89
63	40	18572	DREW Nathaniel	1993	(13)	JN1	STS WEA	13.15	22.15	35.30	12.76	339.66
64	76	19457	SIMMONS Nigel	1962	(2)	MAS	TOQ TOQ	17.96	17.48	35.44	12.90	343.39
65	75	19164	ELGY John	1951	(3)	MAS	MID	18.26	17.81	36.07	13.53	360.16
66	77	41688	DAVIES Harrison	1997	(12)	CH1	SWN	19.73	19.02	38.75	16.21	431.50
67	60	19192	FIRMINER Jack	1995	(13)	CH2	GLO	13.81	32.05	45.86	23.32	620.76
68	64	19075	SMITH Samuel	1997	(13)	CH1	MID	42.19	15.05	57.24	34.70	923.69

DNS - Run 1 (2)

47	12678	VAN ZWANENBERG Benjamin	1986		SEN	GLO						
66	17257	MARMENT Christiaan	1997		CH1	SLP						

DNF - Run 1 (2)

34	41445	SPILL George	1993		JN1	CAR BSA		12.77				
71	41565	EVANS Emile	1996		CH2	CAR DRA		14.25				

DSQ - Run 1 (1)

42	19718	RYMELL Harry	1994		JN1	GLO		12.44			Gate 12	
----	-------	--------------	------	--	-----	-----	--	-------	--	--	---------	--

DNS - Run 2 (2)

47	12678	VAN ZWANENBERG Benjamin	1986		SEN	GLO						
66	17257	MARMENT Christiaan	1997		CH1	SLP						

DNF - Run 2 (1)

2	19163	HAWKINS Mark	1979		MAS	MID	11.74					
---	-------	--------------	------	--	-----	-----	-------	--	--	--	--	--

DSQ - Run 2 (4)

20	18257	MOZOL James	1993		JN1	GLO	11.90				Gate 14	
29	17351	DANNATT Tim	1994		JN1	GLO DRA	12.67				Gate 14	
57	19166	ELGY James	1993		JN1	MID	13.82				Gate 11	
63	18019	JOHNSTON Hamish	1997		CH1	TOQ BSA	13.90				Gate 9	

Technical Delegate



Champéry-Les Crosets
Portes du Soleil



BCVS



Celtic Cup Series 2009 Race 5

Slalom - Males

Penalty calculation

Rank	Bib.	Code	Name	Category	Club	Points	Best 5	Race points
Best 10 at finish								
1	5	41042	WATSON Andrew	JN2	CAR DRA	1.97	1.97	0.00
2	8	13125	HALL Benn	JN2	MID DRA	3.23	3.23	8.25
2	1	12221	ARMSTRONG Colin	SEN	EXD	15.00	15.00	8.25
4	10	17356	HORNSBY Harry	JN2	MID WEA	31.02	-	-
5	3	41217	DAVIES Andrew	JN2	CAR DRA	34.84	-	-
6	14	41182	HALES Thomas	JN2	CAR DRA	6.21	6.21	18.63
7	13	41276	WILLIAMS Ian	JN2	CAR DRA	17.07	-	-
8	9	4777	HATCHER David	SEN	TOR K	27.26	-	-
9	11	13389	LEESON Andrew	SEN	PND	30.20	-	-
10	7	41124	JEAL Alex	JN2	GLO DRA	1.14	1.14	21.56

Best 5 at start

10	7	41124	JEAL Alex	JN2	GLO DRA	1.14		
1	5	41042	WATSON Andrew	JN2	CAR DRA	1.97		
2	8	13125	HALL Benn	JN2	MID DRA	3.23		
6	14	41182	HALES Thomas	JN2	CAR DRA	6.21		
13	6	41230	THELWELL Michael	JN2	GLO DRA	11.59		

TOTAL

(B) List points of best 5 at start	24.14		
(A) List points of the best 5 to finish in top 10		27.55	
(C) Race points of corresponding competitors			56.69
Calculated penalty (A + B - C) = -5.00 / 10	-0.50		
Correction value (Z)	0.00		
Category adder	0.00		
Applied penalty	10.00		

Technical Delegate



Champéry-Les Crosets
Portes du Soleil



BCVS



Celtic Cup Series 2009 Race 5

Slalom - Minis

Official Results

Rank	Bib.	Code	Name	Year	Club	Run 1	Run 2	Time	Gap
------	------	------	------	------	------	-------	-------	------	-----

Girls

1	173	18600	TAYLOR Emma.	1999	TEL TEL	16.02	16.27	16.02	
2	171	18684	MARMENT Robyn	2000	SLP SLP	16.70	16.10	16.10	0.08
3	172	19260	MITCHELL Olivia	2001	SLP SLP	16.93	16.43	16.43	0.41

Boys

1	157	17963	BREESE Nathan	1999	TEL TEL	15.05	14.42	14.42	
2	163	19146	HUPPACH Declan	1999	PND	15.08	14.86	14.86	0.44
3	153	19051	WEEKS Oliver	2001	MID	15.95	14.92	14.92	0.50
4	154	19570	RICHMOND Henry	1999	GLO GLO	15.42	15.21	15.21	0.79
5	159	19050	PLEVNALIS Marcus	2001	MID	15.88	15.74	15.74	1.32
6	160	19379	GUY Edward	2001	MID TEL	16.34	16.14	16.14	1.72
7	162	19189	BAKER Thomas	2000	TOQ TOQ	16.20	16.21	16.20	1.78
8	152	30827	PATTERSON Ross	1999	SSC		16.45	16.45	2.03
9	158	17958	WALLER Matthew	1999	MID WEA	17.41	16.98	16.98	2.56
10	151	19081	AINSWORTH Joshua	1999	TEL	17.53	17.34	17.34	2.92
11	156	41689	DAVIES Jonathan	1999	SWN	18.76	18.02	18.02	3.60

DNS - Run 1 (2)

155	19388	FOPPOLI Giacomo	2001	GLO					
161	19387	FOPPOLI Matteo	2001	GLO					

DNF - Run 1 (1)

152	30827	PATTERSON Ross	1999	SSC			16.45		
-----	-------	----------------	------	-----	--	--	-------	--	--

DNS - Run 2 (2)

155	19388	FOPPOLI Giacomo	2001	GLO					
161	19387	FOPPOLI Matteo	2001	GLO					

Technical Delegate



Champéry-Les Crosets
Portes du Soleil



BCVS



Celtic Cup Series 2009 Race 5

Slalom - Females

For Prize Giving

Rank	Code	Name	Club	Run 1	Run 2	Time
------	------	------	------	-------	-------	------

CH1

1	41623	JENKINS Megan	NOR BSA	13.43	13.53	13.43
2	19082	AINSWORTH Claire	TEL	14.36	14.22	14.22
3	41555	EATON Freya	TEL XSC	15.12	14.36	14.36
4	18617	HANCOCK Maxine	MID	16.17	15.61	15.61

CH2

1	14746	LAMB DEN Sarah	GLO DRA	12.49	12.61	12.49
2	41622	JENKINS Nia	NOR BSA	13.00	12.84	12.84
3	14661	BULLOCK Alexandra	TEL TEL	13.03	13.07	13.03
4	41216	DAVIES Stephanie	CAR DRA	13.10	13.25	13.10
5	19155	EDEN Katie	TOQ BSA	13.49	13.19	13.19
6	17721	HALLETT Georgia	CAR DRA	13.38	13.22	13.22
7	18454	WIDDUP Bethany	PND DRA	13.49	13.27	13.27
8	17689	GREENBANK Kelly	TEL	13.90	13.86	13.86
9	19414	DANNATT Gemma	GLO DRA	14.98	14.62	14.62
10	18676	COOPER Georgina	GLO AVO	15.00	14.72	14.72
11	19211	THOMAS Kerry	TOQ BSA	15.33	15.42	15.33

JN1

1	18103	BROWN Claire	TEL	12.96	13.00	12.96
2	41480	HOPKINS Emily	CAR DRA	13.89	13.19	13.19
3	17972	GOULD Georgina	TEL TEL	13.31	13.28	13.28
4	30749	PATTERSON Aileen	SSC	13.58	13.32	13.32
4	17787	SHRIMP TON Charlotte	TEL TEL	13.32	13.32	13.32
6	19213	TONGE Charlotte	TOQ	13.97	13.62	13.62
7	41452	WILLIAMS Sarah	CAR DRA	13.82	13.65	13.65
8	18637	WEST Natalie	STS	14.51	14.24	14.24
9	17839	PHelps Sophia	MID DRA	14.90	14.40	14.40
10	17516	WALLER Olivia	MID WEA	14.79	14.66	14.66
11	13872	ADAMS Jasmine	STS WEA	14.94	14.74	14.74

JN2

1	41488	DAVIES Charlotte	GLO DRA	12.12	12.27	12.12
---	-------	------------------	---------	-------	-------	-------

Celtic Cup Series 2009 Race 5**Slalom - Females****For Prize Giving**

Rank	Code	Name	Club	Run 1	Run 2	Time
2	41274	HALES Alice	CAR DRA	12.50	12.30	12.30
3	4944	HATCHER Kirsty	CAR K	13.11	13.17	13.11
4	14263	DAWES Emily	MID WEA		13.57	13.57
5	18455	WIDDUP Laura	PND DRA	15.17	15.19	15.17

SEN

1	41007	GODDARD Emily	GLO DRA	12.63	12.59	12.59
2	41070	THELWELL Alice	GLO DRA	12.85	12.88	12.85
3	18348	HANSON Vivien	PND	14.12	13.75	13.75
4	14262	DAWES Sarah	MID	14.57	14.35	14.35

MAS

1	10660	WALSH Carrie	ALD IMP	15.27	15.26	15.26
2	19165	ELGY Geraldine	MID	17.38	17.76	17.38
3	41577	LEE Jane	MID WCS	18.88	18.57	18.57



Champéry-Les Crosets
Portes du Soleil



BCVS



Celtic Cup Series 2009 Race 5

Slalom - Males

For Prize Giving

Rank	Code	Name	Club	Run 1	Run 2	Time
CH1						
1	18072	THOMAS Cameron	TOQ BSA	13.43	13.16	13.16
2	18416	WHITAKER Jake	TOQ	13.26	13.39	13.26
3	17519	STOKES Oliver	GLO AMB	13.29	13.27	13.27
4	18346	DAVIS Matthew	GLO DRA	13.51	13.39	13.39
5	17515	GIRLING Kirran	TEL TEL	13.42	13.45	13.42
6	17840	PHELPS Nicholas	MID DRA	13.74	13.77	13.74
7	18019	JOHNSTON Hamish	TOQ BSA	13.90		13.90
8	41597	POWELL Ethan	GLO	14.29	13.96	13.96
9	18463	PLEVNALIS Dominic	MID	14.76	14.42	14.42
10	19420	WITTS Callum	PND	14.87	14.64	14.64
11	18599	TAYLOR Daniel	TEL TEL	14.82	14.82	14.82
12	19075	SMITH Samuel	MID	42.19	15.05	15.05
13	18998	THORLEY Duncan	MID	16.09	15.80	15.80
14	41688	DAVIES Harrison	SWN	19.73	19.02	19.02

CH2						
1	14391	BREESE Ashley	TEL TEL	12.16	12.03	12.03
2	17198	DAVIES James	GLO DRA	12.63	12.04	12.04
3	14586	GODDARD-JONES Brodie	SLP SLP	12.82	12.64	12.64
4	17319	YATES Christopher	TEL TEL	12.96	12.69	12.69
5	18347	DAVIS George	GLO BSA	12.97	12.92	12.92
6	13792	KNOWLES Michael	PND DRA	13.10	12.96	12.96
7	41598	BELL Thomas	GLO	13.14	13.28	13.14
8	41559	EATON Oliver	TEL XSC	13.63	13.32	13.32
9	41650	SELLWOOD Thomas	CAR	14.00	13.81	13.81
9	19192	FIRMINGER Jack	GLO	13.81	32.05	13.81
11	19068	SIMMONS Thomas	TOQ TOQ	14.54	14.18	14.18
12	41565	EVANS Emile	CAR DRA		14.25	14.25
13	19741	OWEN Alex		14.54	14.45	14.45
14	18616	HANCOCK Karl	MID	14.62	14.80	14.62

JN1						
1	41180	RICHARDS Ashley	SWN DRA	12.05	11.84	11.84
2	18257	MOZOL James	GLO	11.90		11.90
3	41454	STEPHENS Samuel	CAR DRA	12.24	11.98	11.98
4	18811	FURIO Marco	TEL TEL	12.74	12.04	12.04

Celtic Cup Series 2009 Race 5

Slalom - Males

For Prize Giving

Rank	Code	Name	Club	Run 1	Run 2	Time
5	18607	MILLER Nicholas	MID	12.25	12.08	12.08
6	18512	WITTS Kaigan	PND PND	12.30	12.15	12.15
7	13891	LEESON Richard	PND	12.31	12.24	12.24
8	19718	RYMELL Harry	GLO		12.44	12.44
9	17351	DANNATT Tim	GLO DRA	12.67		12.67
10	41445	SPILL George	CAR BSA		12.77	12.77
11	41578	LEE Adam.	MID WCS	13.09	12.86	12.86
11	18586	THORLEY Alasdair	MID	13.21	12.86	12.86
13	18322	HUMFRESS Joseph	TEL TEL	13.30	13.13	13.13
14	19419	WRIGHT Alexander	GLO	13.15	13.36	13.15
14	18572	DREW Nathaniel	STS WEA	13.15	22.15	13.15
16	17862	EVANS Joshua	STS	13.35	13.26	13.26
17	19166	ELGY James	MID	13.82		13.82
18	19701	BEASLEY Joe	TOQ TOQ	15.10	14.43	14.43

JN2

1	41042	WATSON Andrew	CAR DRA	11.49	11.05	11.05
2	13125	HALL Benn	MID DRA	11.59	11.26	11.26
3	41124	JEAL Alex	GLO DRA	12.01	11.34	11.34
4	17356	HORNSBY Harry	MID WEA	11.68	11.38	11.38
5	41217	DAVIES Andrew	CAR DRA	11.83	11.39	11.39
6	41182	HALES Thomas	CAR DRA	11.77	11.47	11.47
7	41276	WILLIAMS Ian	CAR DRA	11.77	11.49	11.49
8	41230	THELWELL Michael	GLO DRA	11.96	11.55	11.55
9	12856	KNOCK James	SHK BGR	11.86	11.63	11.63
10	41397	SANGER Scott	CAR	12.20	11.67	11.67
11	17500	HUTCHINGS Adam	PND DRA	11.78	11.72	11.72
12	41092	DAVIES Colin	CAR DRA	11.97	11.88	11.88
13	17507	MAY Christopher	MID WEA	12.23	12.06	12.06
14	18109	ROBERTS Daniel	SLP SLP	12.60	12.20	12.20
15	17312	WILSON Simon	STS	12.60	12.21	12.21
16	18571	CONDE Jamie	MID TEL	12.66	12.23	12.23
17	13873	ADAMS Ben	STS WEA	12.51	12.30	12.30
18	41193	ROE Benjamin	TOR	13.04	12.57	12.57
19	41479	TINKLER William	CAR DRA	12.79	12.67	12.67
20	19346	WILKINS Simon	TEL TEL	14.04	13.91	13.91

SEN

1	12221	ARMSTRONG Colin	EXD	11.60	11.25	11.25
2	13389	LEESON Andrew	PND	11.88	11.44	11.44
3	4777	HATCHER David	TOR K	11.78	11.53	11.53
4	41041	WATSON Simon	CAR DRA	12.04	11.70	11.70
5	19704	BEARDMORE Adam	MID MID	12.10	11.81	11.81
6	18574	WHYATT Laurence	WYC HEM	12.59	12.31	12.31

MAS

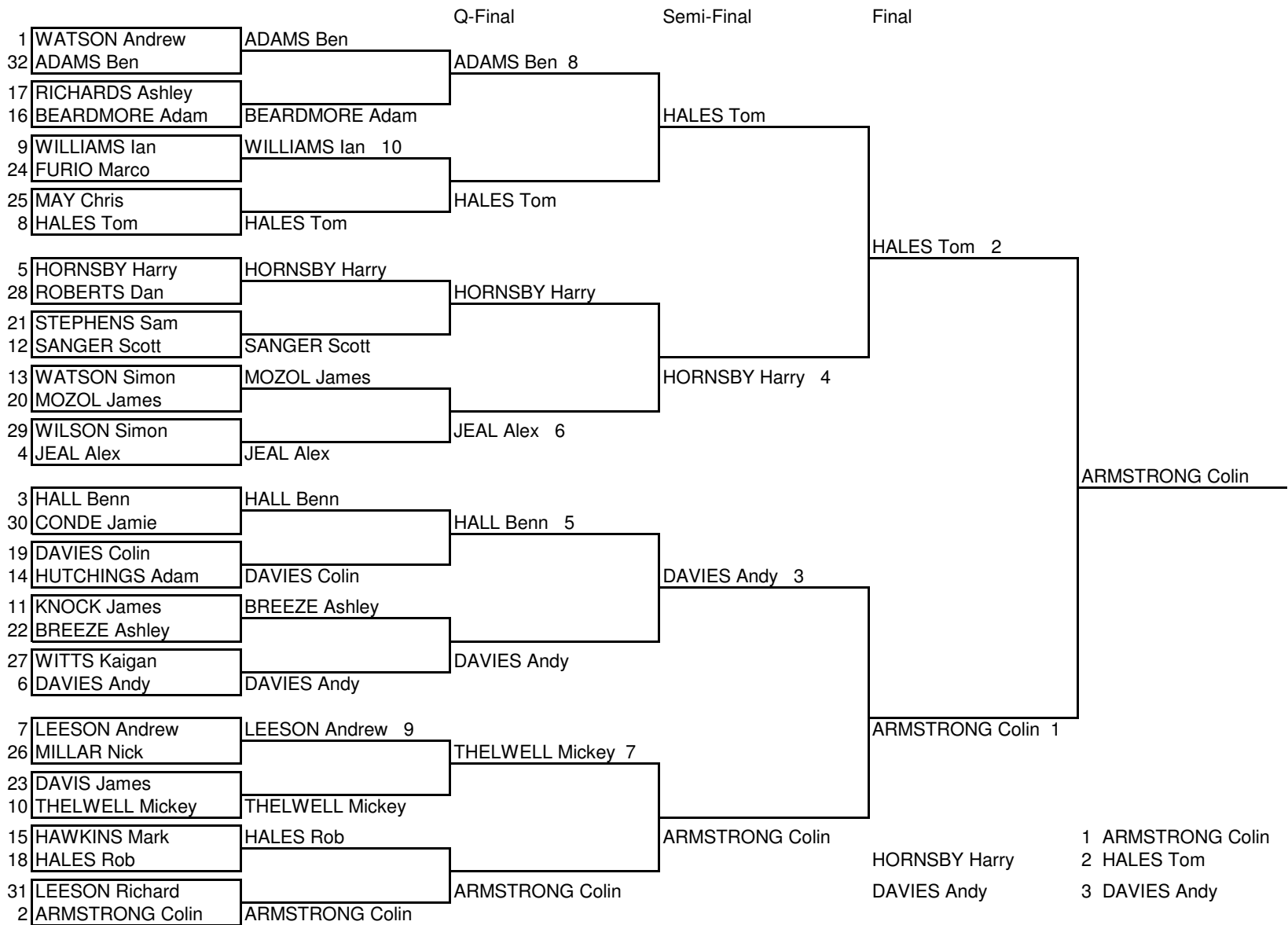
1	19163	HAWKINS Mark	MID	11.74		11.74
---	-------	--------------	-----	-------	--	-------

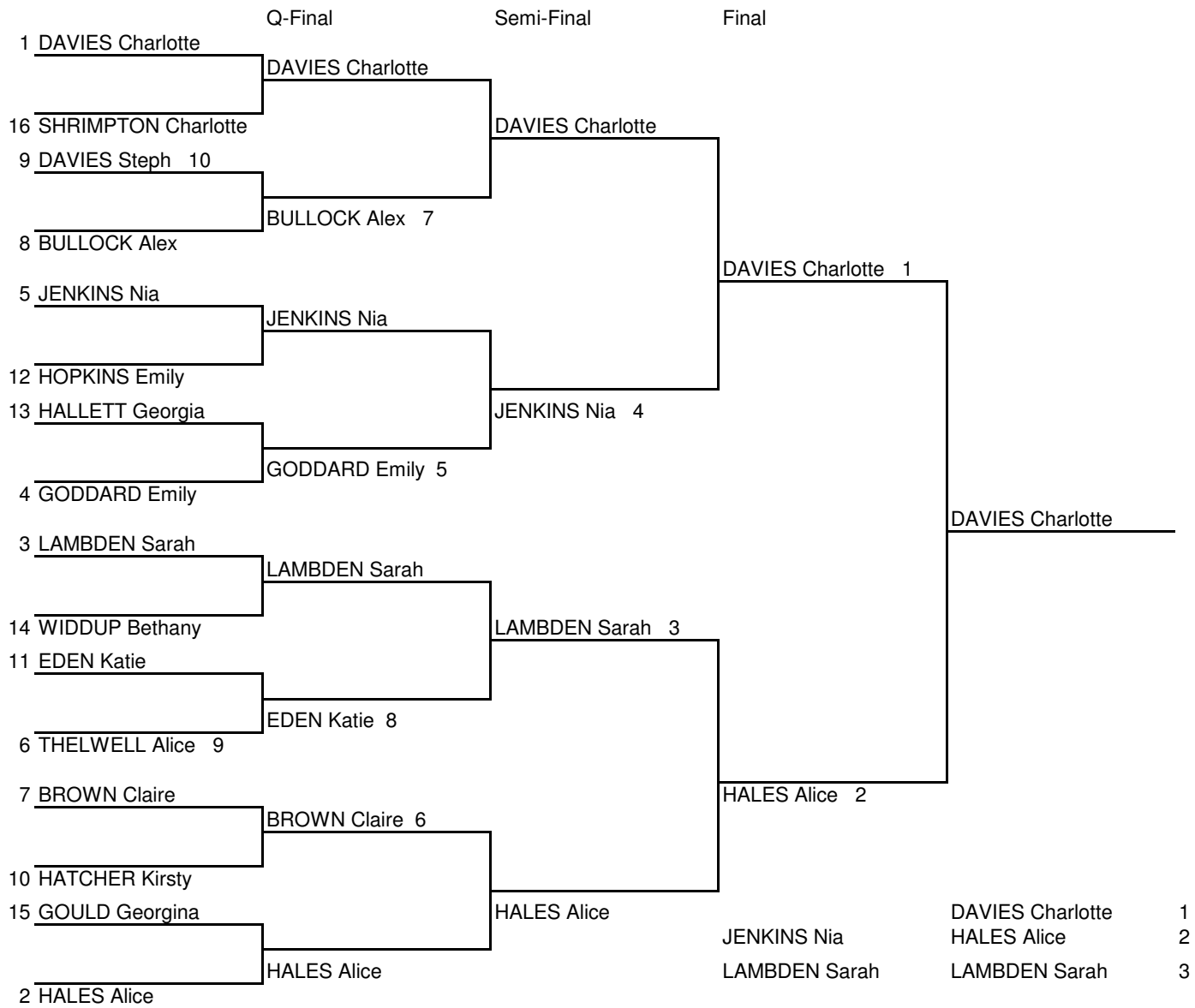
Celtic Cup Series 2009 Race 5

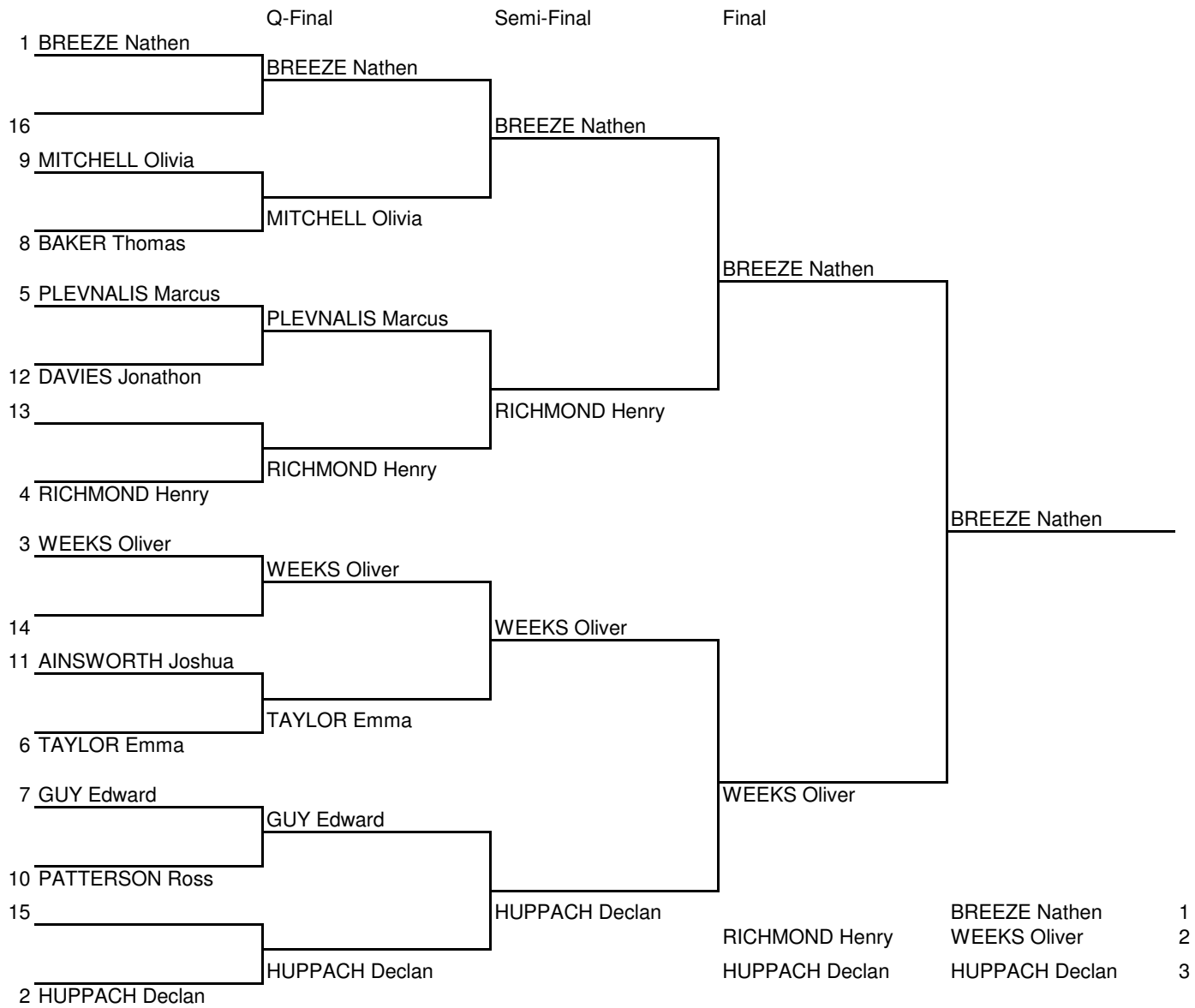
Slalom - Males

For Prize Giving

Rank	Code	Name	Club	Run 1	Run 2	Time
2	41273	HALES Robert	CAR DRA	12.15	11.84	11.84
3	19457	SIMMONS Nigel	TOQ TOQ	17.96	17.48	17.48
4	19164	ELGY John	MID	18.26	17.81	17.81







- BREEZE Nathen 1
- WEEKS Oliver 2
- HUPPACH Declan 3