



INGHAMS GRAND PRIX SERIES 2008

Grand Prix Series – Race 3 – SUNDERLAND



North East Ski Association
(Sunderland)

NESA Sunderland Grand Prix – 22nd June 2008 Results

NESA, Ravens Ski Club and Snowsport England would like to thank all those who gave their support for the event by helping as race officials, and catering staff, and the businesses that sponsored the events.

As Main Sponsor of the Grand Prix Series, INGHAMS will be offering bursaries to age category winners at each race and overall series winners.

Further details can be found on

http://www.britski.org/ingham_sponsorship_2008.pdf



the magazine for the wintersports enthusiast



INGHAMS GRAND PRIX SERIES 2008 (SUNDERLAND)

Slalom - Female

Official ranking

COMPETITION JURY

TECHNICAL DELEGATE **DAWE Richard**
 REFEREE **JENKINS Lloyd**

CHIEF OF RACE **ORRELL Mandy**

TECHNICAL DATA

COURSE
 START
 FINISH
 DROP

1st RUN

COURSESETTER **MAHON Pierre**
 FORERUNNERS

- A - **BELL Greg**
- B - **WHITE Chris**
- C - **COOK Matthew**
- D - **BRYSON Scott**

GATES **16**
 DIRECTIONS **16**
 STARTING TIME **10:40**

2nd RUN

BENNETT Lee

- A - **BELL Greg**
- B - **WHITE Chris**
- C - **COOK Matthew**
- D - **BRYSON Scott**

18
18
13:10

TEMPERATURE S : 0° F : 0°

APPLIED PENALTY : 5.00

F = 610


Rank	Bib.	Code	Name	Year	[Rank]	Cat	Club	Run 1	Run 2	Time	Gap	Points	Perf
1	7	13051	ADCOCK Rachel	1987	(1)	SEN	ARW DRA	13.47	14.70	28.17		0.00	- 1.48
2	15	13766	EVANS Emily	1994	(1)	CH2	CHT K	13.85	14.60	28.45	0.28	6.06	- 17.88
3	9	41195	THOMAS Jeni	1993	(1)	JN1	CAR DRA	14.12	15.48	29.60	1.43	30.97	- 0.55
4	4	13381	VERNON Rowan	1988	(2)	SEN	GLO	14.07	15.64	29.71	1.54	33.35	+ 15.30
5	13	17848	HOOD Georgia	1992	(2)	JN1	NOR	14.28	15.53	29.81	1.64	35.51	+ 5.89
6	5	12854	THOMAS-JACKSON Alessia	1993	(3)	JN1	XSC SC	14.55	15.53	30.08	1.91	41.36	+ 33.61
7	6	41070	THELWELL Alice	1987	(3)	SEN	ARW DRA	14.54	16.10	30.64	2.47	53.49	+ 43.43
8	10	41274	HALES Alice	1992	(4)	JN1	CAR DRA	14.55	16.22	30.77	2.60	56.30	+ 14.19
9	14	14887	JENKINS Nia	1995	(2)	CH2	NOR BSA	15.26	16.27	31.53	3.36	72.76	+ 26.05
10	20	14382	PARKER Olivia	1993	(5)	JN1	SHK LIO	15.08	16.48	31.56	3.39	73.41	+ 17.25
11	23	11183	MEARNS Lesley	1986	(4)	SEN	RAV RAV	15.41	16.18	31.59	3.42	74.06	+ 15.04
12	12	30698	BAIN Louise	1994	(3)	CH2	SSC MSC	15.58	16.03	31.61	3.44	74.49	+ 40.19
13	26	14746	LAMB DEN Sarah	1995	(4)	CH2	GLO DRA	15.06	16.61	31.67	3.50	75.79	+ 10.07
14	22	41480	HOPKINS Emily	1994	(5)	CH2	CAR	15.18	16.59	31.77	3.60	77.96	+ 19.78
15	29	41216	DAVIES Stephanie	1995	(6)	CH2	CAR DRA	15.44	16.40	31.84	3.67	79.47	- 0.44
16	25	17007	YARDLEY Imogen	1993	(6)	JN1	SHK DRA	15.28	16.67	31.95	3.78	81.85	+ 16.33
17	34	17787	SHRIMPTON Charlotte	1994	(7)	CH2	TEL TEL	15.39	16.90	32.29	4.12	89.22	- 23.06
18	18	14381	PARKER Heidi	1991	(1)	JN2	SHK LIO	14.98	17.34	32.32	4.15	89.87	+ 37.93
19	27	18454	WIDDUP Bethany	1995	(8)	CH2	PND	15.68	17.11	32.79	4.62	100.04	+ 24.67
20	28	14127	BALDWIN Alice	1994	(9)	CH2	NOR BSA	15.25	17.57	32.82	4.65	100.69	+ 21.36
21	30	13795	ELLIOTT Lauren	1991	(2)	JN2	PND K	15.71	17.27	32.98	4.81	104.16	+ 23.71
22	33	18013	WILCOCKSON Melanie	1991	(3)	JN2	SHK	15.73	17.43	33.16	4.99	108.05	- 0.23
23	39	17972	GOULD Georgina	1994	(10)	CH2	TEL	16.41	17.54	33.95	5.78	125.16	- 49.26
24	32	17457	HAMILTON Caroline	1991	(4)	JN2	FLK	16.59	17.84	34.43	6.26	135.56	+ 27.54
25	38	17689	GREENBANK Kelly	1996	(1)	CH1	KND	16.58	18.10	34.68	6.51	140.97	- 7.71
26	37	19128	WILLIAMS Beth	1995	(11)	CH2	FLK	16.95	18.80	35.75	7.58	164.14	+ 28.23
27	45	30833	ALLAN Katie	1996	(2)	CH1	BSC	17.67	19.03	36.70	8.53	184.71	- 36.96
28	44	18455	WIDDUP Laura	1992	(7)	JN1	PND	18.40	20.17	38.57	10.40	225.20	+ 4.08
29	40	18041	HOMMEL Klara	1996	(3)	CH1	HEM WYC	17.84	21.10	38.94	10.77	233.22	+ 52.85
30	43	12244	EARNSHAW-HAMILTON Janet	1955	(1)	M3	PND	20.61	24.27	44.88	16.71	361.84	+ 148.22
31	42	14242	ORRELL Victoria-Lynn	1995	(12)	CH2	PND SSP	18.82	38.88	57.70	29.53	639.45	+ 450.72
32	46	19002	PETERS Emma	1997	(4)	CH1	RAV	34.59	33.54	1:08.13	39.96	865.30	+ 622.79



INGHAMS GRAND PRIX SERIES 2008 (SUNDERLAND)**Slalom - Female****Official ranking**

Rank	Bib.	Code	Name	Year	[Rank]	Cat	Club	Run 1	Run 2	Time	Gap	Points	Perf
DNS - Run 1 (2)													
	1	12598	CLIFFORD Abby	1990		JN2	TEL TEL						
	8	12523	ADAMS Katie	1991		JN2	PND DRA						
DNF - Run 1 (2)													
	3	41488	DAVIES Charlotte	1991		JN2	GLO DRA						
	35	18080	LAMB Katie	1993		JN1	SHK						
DSQ - Run 1 (3)													
	21	18349	POWELL Caroline	1994		CH2	BWP K						Gate 16
	24	17747	GOULD Charlotte	1992		JN1	TEL						Gate 15
	31	41473	GUY Charlotte	1993		JN1	CAR						Gate 6
DNF - Run 2 (4)													
	2	13765	EVANS Charlotte	1991		JN2	BGR K	18.82					
	17	14559	LINLEY Natassja	1993		JN1	GLO DRA	14.82					
	36	14352	LYTH Rebecca	1992		JN1	PND K	16.68					
	41	18639	BISHOP Holly	1992		JN1	SHK	18.13					
DSQ - Run 2 (3)													
	11	41007	GODDARD Emily	1987		SEN	GLO DRA	14.85					Gate 17
	16	17439	GREASBY Alexandra	1994		CH2	HEM BSA	15.01					Gate 17
	19	18593	BRYON Frances	1993		JN1	SOU BSA	15.25					Gate 3

Technical Delegate



INGHAMS GRAND PRIX SERIES 2008 (SUNDERLAND)

Slalom - Female Penalty calculation

Rank	Bib.	Code	Name	Year	Club	Points	Best 5	Race points
Best 10 at finish								
1	7	13051	ADCOCK Rachel	1987	ARW DRA	6.48	6.48	0.00
2	15	13766	EVANS Emily	1994	CHT K	28.94	28.94	6.06
3	9	41195	THOMAS Jeni	1993	CAR DRA	36.52	-	-
4	4	13381	VERNON Rowan	1988	GLO	23.05	23.05	33.35
5	13	17848	HOOD Georgia	1992	NOR	34.62	-	-
6	5	12854	THOMAS-JACKSON Alessia	1993	XSC SC	12.75	12.75	41.36
7	6	41070	THELWELL Alice	1987	ARW DRA	15.06	15.06	53.49
8	10	41274	HALES Alice	1992	CAR DRA	47.11	-	-
9	14	14887	JENKINS Nia	1995	NOR BSA	51.71	-	-
10	20	14382	PARKER Olivia	1993	SHK LIO	61.16	-	-


Best 5 at start

1	7	13051	ADCOCK Rachel	1987	ARW DRA	6.48
DNF	2	13765	EVANS Charlotte	1991	BGR K	9.15
6	5	12854	THOMAS-JACKSON Alessia	1993	XSC SC	12.75
7	6	41070	THELWELL Alice	1987	ARW DRA	15.06
DNF	3	41488	DAVIES Charlotte	1991	GLO DRA	20.22

TOTAL

(B) List points of best 5 at start	63.66
(A) List points of the best 5 to finish in top 10	86.28
(C) Race points of corresponding competitors	134.26
Calculated penalty (A + B - C) = 15.68 / 10	1.57
Correction value (Z)	0.00
Category adder	0.00
Applied penalty	5.00

Technical Delegate



INGHAMS GRAND PRIX SERIES 2008 (SUNDERLAND)

SLALOM - Male

Official ranking

COMPETITION JURY

TECHNICAL DELEGATE
REFEREE

DAWE Richard
JENKINS Lloyd

CHIEF OF RACE

ORRELL Mandy

TECHNICAL DATA

COURSE
START
FINISH
DROP

1st RUN

COURSESETTER
FORERUNNERS

MAHON Pierre
- A - BELL Greg
- B - WHITE Chris
- C - COOK Matthew
- D - BRYSON Scott

2nd RUN

BENNETT Lee
- A - BELL Greg
- B - WHITE Chris
- C - COOK Matthew
- D - BRYSON Scott

GATES

16

DIRECTIONS

16

STARTING TIME

10:40

18

18

13:10

TEMPERATURE S : 0° F : 0°

APPLIED PENALTY : 7.98

F = 610

Rank	Bib.	Code	Name	Year	[Rank]	Cat	Club	Run 1	Run 2	Time	Gap	Points	Perf
1	10	4742	CRAWFORD Andrew	1987	(1)	SEN	SWN SWN	13.35	13.46	26.81		0.00	- 15.14
2	9	14949	MORGAN Bradley	1991	(1)	JN2	PND K	12.81	14.07	26.88	0.07	1.59	- 2.68
3	8	41042	WATSON Andrew	1991	(2)	JN2	CAR DRA	12.54	14.40	26.94	0.13	2.96	- 2.07
4	12	12221	ARMSTRONG Colin	1988	(2)	SEN	EXD	13.21	14.56	27.77	0.96	21.84	- 3.07
5	17	17438	MOLLOY Michael	1992	(1)	JN1	NOR	13.17	14.76	27.93	1.12	25.48	- 0.59
6	18	13364	ORRELL Marcus	1991	(3)	JN2	PND SSP	13.51	14.58	28.09	1.28	29.12	- 2.78
7	43	14277	PORTER Benjamin	1992	(2)	JN1	FLK DHO	13.60	14.98	28.58	1.77	40.27	- 51.47
8	21	14185	EVANS Daniel	1993	(3)	JN1	RAV BSA	13.66	15.00	28.66	1.85	42.09	+ 3.81
9	29	41217	DAVIES Andrew	1992	(4)	JN1	CAR DRA	13.87	14.92	28.79	1.98	45.05	- 9.00
10	27	17356	HORNBSBY Harry	1991	(4)	JN2	MID WEA	13.97	15.21	29.18	2.37	53.92	+ 2.80
11	36	18381	RICHARDSON Andrew	1986	(3)	SEN	RAV	14.01	15.36	29.37	2.56	58.25	- 14.43
12	28	41397	SANGER Scott	1992	(5)	JN1	CAR DRA	14.17	15.49	29.66	2.85	64.85	+ 10.91
13	44	13891	LEESON Richard	1994	(1)	CH2	PND	14.60	15.44	30.04	3.23	73.49	- 20.06
14	40	14950	MORGAN Jake	1995	(2)	CH2	PND K	14.50	15.59	30.09	3.28	74.63	- 7.35
15	56	17319	YATES Christopher	1996	(1)	CH1	STS	14.65	15.61	30.26	3.45	78.50	- 43.02
16	64	14679	COULSON Adam	1988	(4)	SEN	RAV DRA	14.90	15.62	30.52	3.71	84.41	- 54.93
17	62	17513	FELLOWS Jordan	1997	(2)	CH1	TEL TEL	15.02	15.72	30.74	3.93	89.42	- 45.05
18	54	13228	MILSTED James	1992	(6)	JN1	RAV TSD	15.30	15.84	31.14	4.33	98.52	- 19.13
19	39	14350	POTH Daniel	1996	(3)	CH1	HEM SLP	14.73	16.54	31.27	4.46	101.48	+ 20.50
20	47	14260	FAIRBAIRN Samuel	1994	(3)	CH2	SOU BSA	14.87	16.48	31.35	4.54	103.30	+ 5.39
21	46	18629	MOLLOY Daniel	1993	(7)	JN1	NOR	14.95	16.67	31.62	4.81	109.44	+ 12.64
22	82	17519	STOKES Oliver	1997	(4)	CH1	GLO DRA	15.67	16.07	31.74	4.93	112.17	-
23	51	14575	POTH Robert	1997	(5)	CH1	HEM SLP	14.71	17.09	31.80	4.99	113.54	- 0.47
24	53	14347	GIBB James	1995	(4)	CH2	CHT K	15.28	16.59	31.87	5.06	115.13	- 1.98
25	58	14344	PORTER Tobias	1993	(8)	JN1	FLK DHO	15.52	16.43	31.95	5.14	116.95	- 7.30
26	50	30753	MACBRAYNE John	1993	(9)	JN1	BSC	15.47	16.56	32.03	5.22	118.77	+ 5.69
27	60	18347	DAVIS George	1995	(5)	CH2	GLO DRA	15.47	16.70	32.17	5.36	121.95	- 11.19
28	59	13792	KNOWLES Michael	1995	(6)	CH2	PND DRA	15.50	16.68	32.18	5.37	122.18	- 4.82
29	69	19129	WILLIAMS Harry	1994	(7)	CH2	FLK	15.44	17.02	32.46	5.65	128.55	- 50.07
30	49	30785	WILD Brett	1992	(10)	JN1	GSS	15.51	17.18	32.69	5.88	133.79	+ 26.26
31	57	17454	GRUMMETT Luke	1994	(8)	CH2	SA BSA	15.14	17.62	32.76	5.95	135.38	+ 13.51
32	76	13432	NICHOL Timothy	1984	(5)	SEN	RAV	16.04	16.86	32.90	6.09	138.56	- 82.80
33	68	30906	BUCHAN Fraser	1997	(6)	CH1	MUC CSC	16.16	17.49	33.65	6.84	155.63	- 22.36
34	80	18281	BRECHANY Liam	1996	(7)	CH1	RAV	16.12	17.65	33.77	6.96	158.36	- 76.87

INGHAMS GRAND PRIX SERIES 2008 (SUNDERLAND)
SLALOM - Male
Official ranking

Rank	Bib.	Code	Name	Year	[Rank]	Cat	Club	Run 1	Run 2	Time	Gap	Points	Perf
35	78	18952	MISELL Niall	1991	(5)	JN2	SA	16.24	17.87	34.11	7.30	166.09	- 63.55
36	73	14751	MCDONALD Jacob	1996	(8)	CH1	RAV RAV	16.38	18.02	34.40	7.59	172.69	- 25.05
37	74	19130	WILLIAMS Jamie	1992	(11)	JN1	FLK	17.12	18.57	35.69	8.88	202.04	- 2.54
38	79	18638	BISHOP Angus	1995	(9)	CH2	SHK	17.32	18.39	35.71	8.90	202.50	- 28.99
39	77	18458	LOMAX Christopher	1993	(12)	JN1	PND	17.48	18.65	36.13	9.32	212.06	- 10.29
40	72	18088	RICHARDSON George	1997	(9)	CH1	PND BSA	17.60	18.92	36.52	9.71	220.93	+ 26.04
41	22	12856	KNOCK James	1990	(6)	JN2	BGR BGR	13.26	24.25	37.51	10.70	243.45	+ 203.11
42	81	18570	MISELL Daniel	1996	(10)	CH1	SA	17.64	20.11	37.75	10.94	248.91	+ 7.07
43	6	12122	WYATT Daniel	1986	(6)	SEN	PND	12.63	26.77	39.40	12.59	286.46	+ 289.35
44	71	19003	IVES Angus	1997	(11)	CH1	NOR	15.57	54.15	1:09.72	42.91	976.32	+ 786.46

DNS - Run 1 (9)

14	12728	PAPANTONIOU Lloyd	1990		JN2	WYC K
15	12946	GREENWOOD James	1990		JN2	BGR BSA
26	13881	HIRST Alister	1988		SEN	KND
32	12181	RAYSON Zachery	1990		JN2	PND DRA
34	14435	CROWTHER James	1991		JN2	MED
48	30816	FLYNN Xavier	1993		JN1	GSS
52	18106	BEAK Robbie	1975		M1	MID
66	17455	GRUMMETT William	1994		CH2	SA BSA
70	41497	HOPKINS Mark	1966		M2	CAR

DNF - Run 1 (9)

3	13125	HALL Benn	1990		JN2	ARW DRA
7	41230	THELWELL Michael	1991		JN2	ARW DRA
11	41182	HALES Thomas	1990		JN2	CAR DRA
20	17479	POWELL Jonathan	1986		SEN	SOU
45	5370	HJORT Andrew	1965		M2	LIO
55	30388	HENDERSON Paul	1995		CH2	ASC SSC
61	18636	HOLT-ROGERS Matthew	1994		CH2	PND
63	17979	WHITELOCK Douglas	1997		CH1	PND KND
67	41445	SPELL George	1993		JN1	CAR

DSQ - Run 1 (5)

4	11162	RUDDICK Craig	1985		SEN	RAV	Gate 14
5	12879	ROOSE Andrew	1990		JN2	PND	Gate 14
16	10044	PYLE Christopher	1979		SEN	RAV	Gate 14
35	41180	RICHARDS Ashley	1993		JN1	SWN BSA	Gate 15
42	18512	WITTS Kaigan	1994		CH2	PND	Gate 14


DNF - Run 2 (12)

1	12944	ROBINSON Nicholas	1991		JN2	BGR BSA	12.57
2	30121	HENDERSON Callum	1989		JN2	ASC SSC	13.03
13	41124	JEAL Alex	1990		JN2	GLO DRA	12.92
19	13389	LEESON Andrew	1989		JN2	PND	13.53
25	17500	HUTCHINGS Adam	1991		JN2	PND DRA	13.52
30	41092	DAVIES Colin	1992		JN1	CAR DRA	14.26
31	14269	GOODLASS Sam	1991		JN2	SHK DRA	14.12
33	17919	RICHARDSON Charles	1992		JN1	PND BSA	14.00
37	41454	STEPHENS Samuel	1993		JN1	CAR	14.45
38	30555	MCWHIRTER Scott	1992		JN1	GSS SSC	14.32
41	18610	DEAKIN William	1991		JN2	FLK	14.11
65	93	ROBINSON Andrew	1962		M2	ASR	15.04

DSQ - Run 2 (3)

23	41273	HALES Robert	1960		M2	CAR DRA	13.46	Gate 3
24	12714	WHITE Alistair	1985		SEN	RAV PND	13.55	Gate 17
75	30832	DICKSON Graham	1996		CH1	GSS	17.40	Gate 17

Technical Delegate



INGHAMS GRAND PRIX SERIES 2008 (SUNDERLAND)

SLALOM - Male Penalty calculation

Rank	Bib.	Code	Name	Year	Club	Points	Best 5	Race points
Best 10 at finish								
1	10	4742	CRAWFORD Andrew	1987	SWN SWN	23.12	23.12	0.00
2	9	14949	MORGAN Bradley	1991	PND K	12.25	12.25	1.59
3	8	41042	WATSON Andrew	1991	CAR DRA	13.01	13.01	2.96
4	12	12221	ARMSTRONG Colin	1988	EXD	32.89	32.89	21.84
5	17	17438	MOLLOY Michael	1992	NOR	34.05	34.05	25.48
6	18	13364	ORRELL Marcus	1991	PND SSP	39.88	-	-
7	43	14277	PORTER Benjamin	1992	FLK DHO	99.72	-	-
8	21	14185	EVANS Daniel	1993	RAV BSA	46.26	-	-
9	29	41217	DAVIES Andrew	1992	CAR DRA	62.03	-	-
10	27	17356	HORNSBY Harry	1991	MID WEA	59.10	-	-

Best 5 at start

DNF	3	13125	HALL Benn	1990	ARW DRA	0.00		
DSQ	5	12879	ROOSE Andrew	1990	PND	1.40		
DSQ	4	11162	RUDDICK Craig	1985	RAV	3.44		
	43	6	12122	WYATT Daniel	1986	PND	5.09	
DNF	1	12944	ROBINSON Nicholas	1991	BGR BSA	6.44		

TOTAL

(B) List points of best 5 at start	16.37		
(A) List points of the best 5 to finish in top 10		115.32	
(C) Race points of corresponding competitors			51.87
Calculated penalty (A + B - C) = 79.82 / 10	7.98		
Correction value (Z)	0.00		
Category adder	0.00		
Applied penalty	7.98		

Technical Delegate