


English Alpine Championships : FIS Competition Combined ranking


Rank	Bib.	Code	Name	Year	Club	SL	GS	SG	Total	Gap
GBR										
1	15	225459	STEGGLES Harriet	1991	AMB	1:38.84 (6)	1:53.65 (10)	1:34.02 (6)	5:06.51	
2	18	225385	BRAY Helena	1988	SPR	1:49.40 (10)	1:54.63 (11)	1:35.16 (9)	5:19.19	12.68
3	14	225431	BRUCE Kim	1990	SSC	1:51.92 (12)	1:58.21 (16)	1:37.82 (14)	5:27.95	21.44
4	26	225414	EMERTON Alexandra	1989	SPR	1:52.16 (14)	1:58.75 (17)	1:37.49 (13)	5:28.40	21.89
5	51	225486	DE HAAN Eve	1992		2:02.35 (23)	1:56.10 (14)	1:38.18 (15)	5:36.63	30.12
6	19	225474	WYLD Rachel	1991	K	1:56.94 (20)	2:01.35 (21)	1:40.74 (17)	5:39.03	32.52
7	33	225501	POCOCK Emily	1992	AMB	2:03.00 (25)	2:06.57 (26)	1:41.74 (18)	5:51.31	44.80
8	47	225508	SAUNDERS Kaitlyn Anne	1992		2:10.29 (31)	2:00.61 (20)	1:40.51 (16)	5:51.41	44.90
9	42	225491	DAVIES Charlotte	1991	DRA	2:03.64 (26)	2:10.42 (33)	1:44.91 (20)	5:58.97	52.46
10	29	225496	ATKINSON Kirsty	1992	LIO	2:02.69 (24)	2:07.45 (28)	1:50.16 (22)	6:00.30	53.79
11	36	225463	ELLIOTT Lauren	1991	K	2:22.48 (35)	2:28.17 (41)	1:54.71 (25)	6:45.36	1:38.85
12	41	225490	PITCHER Jessica	1992	AMB	2:50.76 (39)	2:15.52 (38)	1:50.79 (23)	6:57.07	1:50.56
13	40	225453	REID Judy	1960	XSC	2:32.04 (37)	2:44.24 (44)	2:09.15 (26)	7:25.43	2:18.92



English Alpine Championships : FIS Competition

Combined ranking


Rank	Code	Name	Club	SL	GS	SG	Total	Gap
GBR								
1	220929	CRAWLEY Daniel	DHO	1:39.49 (15)	1:53.57 (39)	1:30.18 (30)	5:03.24	
2	220998	ABSALOM Daniel	SPR	1:40.29 (17)	1:52.18 (34)	1:33.74 (36)	5:06.21	2.97
3	220887	JEAL Alex	DRA	1:45.55 (19)	1:54.83 (42)	1:35.05 (40)	5:15.43	12.19
4	220976	WEBB Joseph	AMB	1:44.53 (18)	1:56.18 (43)	1:35.79 (41)	5:16.50	13.26
5	221016	WILLIAMS Ian	DRA	1:46.32 (20)	1:56.79 (45)	1:37.18 (43)	5:20.29	17.05
6	220952	PETRIE Ben		1:53.67 (26)	2:01.32 (54)	1:37.85 (44)	5:32.84	29.60
7	220890	NISBET Kit	K	1:53.99 (29)	1:59.55 (48)	1:40.29 (51)	5:33.83	30.59
8	220986	DAVIES Colin	DRA	1:54.73 (31)	2:07.36 (63)	1:41.03 (52)	5:43.12	39.88
9	220934	REID Douglas	SC	2:00.80 (36)	2:07.95 (65)	1:42.38 (54)	5:51.13	47.89



English Alpine Championships : Childrens Competition

Combined ranking (Girls)

Rank	Code	Name	Club	SG	GS	SL	Total	Gap
1	14351	JESSE Charlotte	SC XSC	1:00.46 (17)	1:31.86 (6)	1:23.96 (3)	3:56.28	
2	17857	WHITELOCK Emily	PND	55.51 (1)	1:31.71 (5)	1:29.37 (8)	3:56.59	0.31
3	14994	MACAULAY Alice	SPR SPR	1:00.30 (16)	1:32.70 (8)	1:29.14 (6)	4:02.14	5.86
4	17686	BUCHANAN Alexandra	AMB	58.32 (9)	1:35.93 (14)	1:28.31 (4)	4:02.56	6.28
5	14687	PEEL Flora	BSA XSC	1:01.20 (20)	1:33.03 (9)	1:29.20 (7)	4:03.43	7.15
6	14986	DENDLE Mollie	SPR SPR	58.48 (11)	1:31.99 (7)	1:33.12 (13)	4:03.59	7.31
7	30661	MILLICAN Sarah	AMB SSC	57.18 (6)	1:33.40 (10)	1:33.92 (14)	4:04.50	8.22
8	14382	PARKER Olivia	LIO SHK	1:00.23 (15)	1:36.78 (18)	1:29.63 (9)	4:06.64	10.36
9	30664	ANGUS Kate	GDN SSC	1:01.30 (21)	1:33.70 (11)	1:32.17 (11)	4:07.17	10.89
10	14127	BALDWIN Alice	BSA NOR	58.50 (12)	1:35.50 (12)	1:37.38 (21)	4:11.38	15.10
11	14996	YOUNG Amy	SPR SPR	1:01.19 (19)	1:36.12 (15)	1:36.12 (19)	4:13.43	17.15
12	17890	CARPENTER Gabriella	SPR SPR	59.45 (13)	1:40.68 (26)	1:33.97 (15)	4:14.10	17.82
13	17286	WILLIS Katie	AMB SUR	1:00.06 (14)	1:40.15 (23)	1:37.50 (22)	4:17.71	21.43
14	41216	DAVIES Stephanie	DRA CAR	1:02.49 (24)	1:40.30 (24)	1:37.66 (24)	4:20.45	24.17
15	18407	BILGORE Hannah	AMB SUR	1:01.51 (23)	1:43.59 (32)	1:35.36 (17)	4:20.46	24.18
16	18593	BRYON Frances	BSA SOU	1:04.81 (27)	1:38.76 (20)	1:38.66 (25)	4:22.23	25.95
17	17702	TAYLOR Imogen	SPR SPR	56.18 (3)	1:31.60 (4)	1:55.84 (32)	4:23.62	27.34
18	41485	LAWSON Thea	DRA CAR	1:05.94 (31)	1:41.08 (28)	1:37.65 (23)	4:24.67	28.39
19	17196	CAREW Joanna	SPR SPR	1:04.69 (26)	1:51.31 (39)	1:37.37 (20)	4:33.37	37.09
20	18249	PITCHER Claudia	AMB SUR	1:06.38 (32)	1:45.75 (35)	1:46.91 (29)	4:39.04	42.76
21	17092	HOLDSWORTH Lauren	SLP SLP	1:05.21 (30)	1:42.89 (30)	1:51.13 (31)	4:39.23	42.95
22	14746	LAMB DEN Sarah	DRA GLO	1:07.60 (33)	1:48.12 (38)	1:47.17 (30)	4:42.89	46.61



English Alpine Championships : Childrens Competition

Combined ranking (Boys)

Rank	Code	Name	Club	SG	GS	SL	Total	Gap
1	14276	JESSE Zak	SC XSC	52.99 (5)	1:27.47 (5)	1:19.34 (2)	3:39.80	
2	17715	STEPHENS Edward	AMB	52.86 (4)	1:25.91 (3)	1:21.58 (5)	3:40.35	0.55
3	17333	ROWLEY Samuel	BSA RAV	54.21 (7)	1:28.05 (6)	1:20.94 (3)	3:43.20	3.40
4	13647	THOMPSON Matthew	SCM XSC	55.05 (10)	1:28.10 (7)	1:21.05 (4)	3:44.20	4.40
5	17511	HALL Andrew	BSA TOQ	54.55 (9)	1:29.62 (11)	1:23.19 (6)	3:47.36	7.56
6	14297	MOSS Maximillian	AMB AMB	57.14 (18)	1:29.40 (10)	1:25.34 (9)	3:51.88	12.08
7	17532	GOWER Jack	SPR SPR	54.40 (8)	1:28.10 (7)	1:30.82 (18)	3:53.32	13.52
8	30701	BARKER Alexander	SSC BSA	57.09 (17)	1:31.80 (13)	1:28.03 (14)	3:56.92	17.12
9	17126	FITZPATRICK Alexander	BSA BRO	57.05 (16)	1:34.31 (21)	1:29.13 (15)	4:00.49	20.69
10	18259	COOPER Sam	BSA	1:09.66 (52)	1:28.75 (9)	1:24.40 (8)	4:02.81	23.01
11	12900	FREEMAN David	LIO LIO	1:01.12 (40)	1:38.02 (34)	1:26.17 (10)	4:05.31	25.51
12	14586	GODDARD-JONES Brodie	SLP SLP	1:00.39 (35)	1:32.84 (14)	1:32.39 (21)	4:05.62	25.82
13	14950	MORGAN Jake	K PND	55.08 (11)	1:47.07 (46)	1:24.02 (7)	4:06.17	26.37
14	18899	ADAMSON Alexander		58.63 (24)	1:34.54 (22)	1:33.80 (25)	4:06.97	27.17
15	41454	STEPHENS Samuel	DRA CAR	57.02 (15)	1:42.27 (41)	1:27.75 (12)	4:07.04	27.24
16	14350	POTH Daniel	SLP HEM	1:00.02 (31)	1:35.95 (27)	1:31.68 (19)	4:07.65	27.85
17	17002	GREENFIELD Hobie	XSC SAS	59.89 (28)	1:36.12 (28)	1:31.75 (20)	4:07.76	27.96
18	14347	GIBB James	K CHT	1:00.17 (33)	1:34.93 (24)	1:33.16 (23)	4:08.26	28.46
19	17830	MOYNIHAN George	K	1:00.41 (36)	1:36.35 (29)	1:33.43 (24)	4:10.19	30.39
20	14580	SERDET Joshua	SC XSC	1:00.58 (37)	1:33.24 (16)	1:37.11 (31)	4:10.93	31.13
21	17950	TODD-SAUNDERS Samuel	DHO	1:00.93 (39)	1:35.18 (25)	1:35.81 (28)	4:11.92	32.12
22	17535	PETRIE James	BSA XSC	1:01.30 (42)	1:38.38 (36)	1:36.48 (29)	4:16.16	36.36
23	17533	GOWER Rory	SPR SPR	1:03.85 (49)	1:37.21 (32)	1:36.62 (30)	4:17.68	37.88
24	17440	KEEN Ben		1:03.33 (48)	1:38.08 (35)	1:37.56 (33)	4:18.97	39.17
25	17001	GREENFIELD Josh	XSC SAS	59.01 (25)	1:45.17 (45)	1:38.01 (35)	4:22.19	42.39
26	14286	DOUGHTY Angus	DHO BRO	1:02.28 (46)	1:40.37 (38)	1:39.64 (37)	4:22.29	42.49
27	18453	CLARK RUPERT	BSA	1:01.21 (41)	1:43.33 (43)	1:44.24 (42)	4:28.78	48.98
28	18475	ASQUITH Max	AMB SHK	1:02.24 (45)	1:40.68 (39)	1:46.71 (44)	4:29.63	49.83
29	17385	STAMMERS Benjamin	DHO	1:01.67 (43)	1:49.27 (48)	1:40.89 (39)	4:31.83	52.03
30	18164	TAYLOR Laurie	BSA ASR	1:00.37 (34)	2:18.19 (52)	1:42.45 (41)	5:01.01	1:21.21
31	18930	MELLOR Toby	DHO	1:12.91 (54)	2:01.22 (50)	2:14.37 (45)	5:28.50	1:48.70