

English Alpine Championships : Children Girls : Slalom

Official ranking

COMPETITION JURY

TECHNICAL DELEGATE TANNOCK Logan (GBR)
 REFEREE TAIFFEUR Guillaume (CAN)

CHIEF OF RACE MANNS David (GBR)

TECHNICAL DATA

COURSE STEVIO
 START 1350 m
 FINISH 1230 m
 DROP 120 m
 HOMOLOGATION 5959/469/00

1st RUN

COURSESETTER KELLEN Robin (GBR)
 FORERUNNERS - A - MCCULLOCK David
 - B - HALL Ben
 - C - TEE David
 - D - MORGAN Brad

GATES 42
 DIRECTIONS 41
 STARTING TIME 12:30

2nd RUN

PERNER Christian (AUT)

WEATHER : Cloudy


TEMPERATURE S : 0° F : 0°

Rank	Bib.	Code	Name	Year	(Rank)	Category	Club	Run 1	Run 2	Time
1	18	30624	TILLEY Alexandra	1993	(1)	C2	GDN	42.91	39.33	1:22.24
2	23	13814	GREENHALGH Eloise	1993	(2)	C2	SPR SPR	43.16	40.57	1:23.73
3	17	14351	JESSE Charlotte	1994	(3)	C2	SC XSC	43.38	40.58	1:23.96
4	14	17686	BUCHANAN Alexandra	1994	(4)	C2	AMB	45.93	42.38	1:28.31
5	16	14559	LINLEY Natassja	1993	(5)	C2	DRA GLO	45.97	42.88	1:28.85
6	1	14994	MACAULAY Alice	1995	(1)	C1	SPR SPR	46.97	42.17	1:29.14
7	7	14687	PEEL Flora	1996	(2)	C1	BSA XSC	46.41	42.79	1:29.20
8	19	17857	WHITELOCK Emily	1993	(6)	C2	PND	47.02	42.35	1:29.37
9	26	14382	PARKER Olivia	1993	(7)	C2	LIO SHK	46.97	42.66	1:29.63
10	29	17690	KIRK Rachael	1994	(8)	C2		47.41	43.83	1:31.24
11	25	30664	ANGUS Kate	1994	(9)	C2	GDN SSC	48.06	44.11	1:32.17
12	27	30730	NELSON Helen	1994	(10)	C2	SSC	48.17	44.05	1:32.22
13	30	14986	DENDLE Mollie	1993	(11)	C2	SPR SPR	48.64	44.48	1:33.12
14	21	30661	MILLICAN Sarah	1994	(12)	C2	AMB SSC	48.99	44.93	1:33.92
15	35	17890	CARPENTER Gabriella	1993	(13)	C2	SPR SPR	49.55	44.42	1:33.97
16	24	18361	DENNING Mary	1994	(14)	C2	BSA SUR	49.32	45.32	1:34.64
17	39	18407	BILGORE Hannah	1993	(15)	C2	AMB SUR	50.20	45.16	1:35.36
18	31	41496	WALSH Amelia	1993	(16)	C2	CAR	50.44	45.12	1:35.56
19	8	14996	YOUNG Amy	1995	(3)	C1	SPR SPR	50.14	45.98	1:36.12
20	32	17196	CAREW Joanna	1993	(17)	C2	SPR SPR	51.24	46.13	1:37.37
21	34	14127	BALDWIN Alice	1994	(18)	C2	BSA NOR	50.59	46.79	1:37.38
22	40	17286	WILLIS Katie	1993	(19)	C2	AMB SUR	51.77	45.73	1:37.50
23	33	41485	LAWSON Thea	1994	(20)	C2	DRA CAR	51.54	46.11	1:37.65
24	3	41216	DAVIES Stephanie	1995	(4)	C1	DRA CAR	50.58	47.08	1:37.66
25	41	18593	BRYON Frances	1993	(21)	C2	BSA SOU	52.25	46.41	1:38.66
26	2	17689	GREENBANK Kelly	1996	(5)	C1	KND	51.94	47.85	1:39.79
27	46	18481	ROTH Phoebe	1994	(22)	C2	DHO DHO	52.72	47.75	1:40.47
28	43	18889	BELL Victoria	1994	(23)	C2		55.42	50.96	1:46.38
29	9	18249	PITCHER Claudia	1995	(6)	C1	AMB SUR	55.04	51.87	1:46.91
30	5	14746	LAMBDEN Sarah	1995	(7)	C1	DRA GLO	56.22	50.95	1:47.17
31	13	17092	HOLDSWORTH Lauren	1996	(8)	C1	SLP SLP	58.04	53.09	1:51.13
32	28	17702	TAYLOR Imogen	1994	(24)	C2	SPR SPR	1:13.46	42.38	1:55.84

English Alpine Championships : Children Girls : Slalom

Official ranking

Rank	Bib.	Code	Name	Year	(Rank)	Category	Club	Run 1	Run 2	Time
DNF - Run 1 (1)										
	20	41195	THOMAS Jeni	1993		C2	DRA CAR		45.03	
DSQ - Run 1 (6)										
	4	14887	JENKINS Nia	1995		C1	BSA NOR		45.99	Gate 22
	6	14341	BIRD Chelcie	1996		C1	XSC XSC		47.78	Gate 27
	37	18328	KOCK Evangeline	1994		C2	SPR SPR			Gate 9
	42	18260	PLENDERLEITH Lucy	1994		C2	SPR		48.98	Gate 12
	44	13775	MURPHY Emily	1993		C2	K WYC		45.47	Gate 18
	47	18956	LAUER Susannah	1993		C2			44.44	Gate 18
DNF - Run 2 (4)										
	11	18367	MILLS Emma	1996		C1	AMB AMB	57.30		
	22	12854	THOMAS-JACKSON Alessia	1993		C2	SC XSC	45.70		
	36	30868	BROWN Cara	1994		C2	SSC K	47.65		
	38	17412	POCOCK Elena	1993		C2	AMB AMB	55.34		
DSQ - Run 2 (5)										
	10	18382	MEAD Darcie	1996		C1	AMB SPR	55.27		Gate 5
	12	18890	BELL Florence	1996		C1		1:01.27		Gate 12
	15	13711	ESPINOSA Stephanie	1993		C2	SPR SPR	44.98		Gate 35
	37	18328	KOCK Evangeline	1994		C2	SPR SPR			Gate 5
	45	18990	DONELLON Amy	1994		C2	DHO	46.23		Gate 19



English Alpine Championships : Children Girls : Slalom

Official ranking SL Race 1

COMPETITION JURY

TECHNICAL DELEGATE	TANNOCK Logan	(GBR)
REFEREE	TAIFFEUR Guillaume	(CAN)
CHIEF OF RACE	MANNS David	(GBR)

TECHNICAL DATA

COURSE	STEVIO
START	1350 m
FINISH	1230 m
DROP	120 m
HOMOLOGATION	5959/469/00

COURSESETTER	KELLEN Robin	(GBR)
FORERUNNERS	- A - MCCULLOCK David	
	- C - HALL Ben	
	- E - TEE David	
	- G - MORGAN Brad	

GATES	42
DIRECTIONS	41
STARTING TIME	12:30

WEATHER : Cloudy

TEMPERATURE S : 0° F : 0°

APPLIED PENALTY : 185.53

F = 610

Rank	Bib.	Code	Name	Year	Rank	Category	Club	Time	Points
1	18	30624	TILLEY Alexandra	1993	(1)	C2	GDN	42.91	0.00
2	23	13814	GREENHALGH Eloise	1993	(2)	C2	SPR SPR	43.16	3.55
3	17	14351	JESSE Charlotte	1994	(3)	C2	SC XSC	43.38	6.68
4	15	13711	ESPINOSA Stephanie	1993	(4)	C2	SPR SPR	44.98	29.43
5	22	12854	THOMAS-JACKSON Alessia	1993	(5)	C2	SC XSC	45.70	39.66
6	14	17686	BUCHANAN Alexandra	1994	(6)	C2	AMB	45.93	42.93
7	16	14559	LINLEY Natassja	1993	(7)	C2	DRA GLO	45.97	43.50
8	45	18990	DONELLON Amy	1994	(8)	C2	DHO	46.23	47.20
9	7	14687	PEEL Flora	1996	(1)	C1	BSA XSC	46.41	49.76
10	26	14382	PARKER Olivia	1993	(9)	C2	LIO SHK	46.97	57.72
10	1	14994	MACAULAY Alice	1995	(2)	C1	SPR SPR	46.97	57.72
12	19	17857	WHITELOCK Emily	1993	(10)	C2	PND	47.02	58.43
13	29	17690	KIRK Rachael	1994	(11)	C2		47.41	63.97
14	36	30868	BROWN Cara	1994	(12)	C2	SSC K	47.65	67.38
15	25	30664	ANGUS Kate	1994	(13)	C2	GDN SSC	48.06	73.21
16	27	30730	NELSON Helen	1994	(14)	C2	SSC	48.17	74.78
17	30	14986	DENDLE Mollie	1993	(15)	C2	SPR SPR	48.64	81.46
18	21	30661	MILLICAN Sarah	1994	(16)	C2	AMB SSC	48.99	86.43
19	24	18361	DENNING Mary	1994	(17)	C2	BSA SUR	49.32	91.12
20	35	17890	CARPENTER Gabriella	1993	(18)	C2	SPR SPR	49.55	94.39
21	8	14996	YOUNG Amy	1995	(3)	C1	SPR SPR	50.14	102.78
22	39	18407	BILGORE Hannah	1993	(19)	C2	AMB SUR	50.20	103.63
23	31	41496	WALSH Amelia	1993	(20)	C2	CAR	50.44	107.04
24	3	41216	DAVIES Stephanie	1995	(4)	C1	DRA CAR	50.58	109.04
25	34	14127	BALDWIN Alice	1994	(21)	C2	BSA NOR	50.59	109.18
26	32	17196	CAREW Joanna	1993	(22)	C2	SPR SPR	51.24	118.42
27	33	41485	LAWSON Thea	1994	(23)	C2	DRA CAR	51.54	122.68
28	40	17286	WILLIS Katie	1993	(24)	C2	AMB SUR	51.77	125.95
29	2	17689	GREENBANK Kelly	1996	(5)	C1	KND	51.94	128.37
30	41	18593	BRYON Frances	1993	(25)	C2	BSA SOU	52.25	132.78

English Alpine Championships : Children Girls : Slalom
 Official ranking SL Race 1


Rank	Bib.	Code	Name	Year	Rank	Category	Club	Time	Points
31	46	18481	ROTH Phoebe	1994	(26)	C2	DHO DHO	52.72	139.46
32	9	18249	PITCHER Claudia	1995	(6)	C1	AMB SUR	55.04	172.44
33	10	18382	MEAD Darcie	1996	(7)	C1	AMB SPR	55.27	175.71
34	38	17412	POCOCK Elena	1993	(27)	C2	AMB AMB	55.34	176.70
35	43	18889	BELL Victoria	1994	(28)	C2		55.42	177.84
36	5	14746	LAMBDEN Sarah	1995	(8)	C1	DRA GLO	56.22	189.21
37	11	18367	MILLS Emma	1996	(9)	C1	AMB AMB	57.30	204.57
38	13	17092	HOLDSWORTH Lauren	1996	(10)	C1	SLP SLP	58.04	215.09
39	12	18890	BELL Florence	1996	(11)	C1		1:01.27	261.00
40	28	17702	TAYLOR Imogen	1994	(29)	C2	SPR SPR	1:13.46	434.29

DNF - Run 1 (1)

20	41195	THOMAS Jeni	1993	C2	DRA CAR
----	-------	-------------	------	----	---------

DSQ - Run 1 (6)

4	14887	JENKINS Nia	1995	C1	BSA NOR	Gate 22
6	14341	BIRD Chelcie	1996	C1	XSC XSC	Gate 27
37	18328	KOCK Evangeline	1994	C2	SPR SPR	Gate 9
42	18260	PLENDERLEITH Lucy	1994	C2	SPR	Gate 12
44	13775	MURPHY Emily	1993	C2	K WYC	Gate 18
47	18956	LAUER Susannah	1993	C2		Gate 18



English Alpine Championships : Children Girls : Slalom

Penalty calculation SL RACE 1

Rank	Bib.	Code	Name	Year	Club	Points	Best 5	Race points
Best 10 at finish								
1	18	30624	TILLEY Alexandra	1993	GDN	197.39	197.39	0.00
2	23	13814	GREENHALGH Eloise	1993	SPR SPR	199.78	199.78	3.55
3	17	14351	JESSE Charlotte	1994	SC XSC	194.90	194.90	6.68
4	15	13711	ESPINOSA Stephanie	1993	SPR SPR	195.05	195.05	29.43
5	22	12854	THOMAS-JACKSON Alessia	1993	SC XSC	180.20	180.20	39.66
6	14	17686	BUCHANAN Alexandra	1994	AMB	231.75	-	-
7	16	14559	LINLEY Natassja	1993	DRA GLO	259.51	-	-
8	45	18990	DONELLON Amy	1994	DHO	-	-	-
9	7	14687	PEEL Flora	1996	BSA XSC	264.42	-	-
10	26	14382	PARKER Olivia	1993	LIO SHK	261.32	-	-
10	1	14994	MACAULAY Alice	1995	SPR SPR	257.22	-	-

Best 5 at start

5	22	12854	THOMAS-JACKSON Alessia	1993	SC XSC	180.20
3	17	14351	JESSE Charlotte	1994	SC XSC	194.90
4	15	13711	ESPINOSA Stephanie	1993	SPR SPR	195.05
1	18	30624	TILLEY Alexandra	1993	GDN	197.39
2	23	13814	GREENHALGH Eloise	1993	SPR SPR	199.78

TOTAL

(B) List points of best 5 at start

(A) List points of the best 5 to finish in top 10

(C) Race points of corresponding competitors

967.32
967.32
79.32

Calculated penalty (A + B - C) = 1855.32 / 10

Correction value (Z)

Category adder

Applied penalty


185.53

0.00

0.00

185.53

Technical Delegate



English Alpine Championships : Children Girls : Slalom

Official ranking SL Race 2

COMPETITION JURY

TECHNICAL DELEGATE	TANNOCK Logan	(GBR)
REFEREE	TAIFFEUR Guillaume	(CAN)
CHIEF OF RACE	MANNS David	(GBR)

TECHNICAL DATA

COURSE	STEVIO
START	1350 m
FINISH	1230 m
DROP	120 m
HOMOLOGATION	5959/469/00

COURSESETTER	KELLEN Robin	(GBR)
FORERUNNERS	- A - MCCULLOCK David	
	- C - HALL Ben	
	- E - TEE David	
	- G - MORGAN Brad	

GATES	42
DIRECTIONS	41
STARTING TIME	12:30

WEATHER : Cloudy	TEMPERATURE S : 0° F : 0°
APPLIED PENALTY : 187.22	F = 610

Rank	Bib.	Code	Name	Year	Rank	Category	Club	Time	Points
1	18	30624	TILLEY Alexandra	1993	(1)	C2	GDN	39.33	0.00
2	23	13814	GREENHALGH Eloise	1993	(2)	C2	SPR SPR	40.57	19.23
3	17	14351	JESSE Charlotte	1994	(3)	C2	SC XSC	40.58	19.39
4	1	14994	MACAULAY Alice	1995	(1)	C1	SPR SPR	42.17	44.05
5	19	17857	WHITELOCK Emily	1993	(4)	C2	PND	42.35	46.84
6	28	17702	TAYLOR Imogen	1994	(5)	C2	SPR SPR	42.38	47.30
6	14	17686	BUCHANAN Alexandra	1994	(5)	C2	AMB	42.38	47.30
8	26	14382	PARKER Olivia	1993	(7)	C2	LIO SHK	42.66	51.65
9	7	14687	PEEL Flora	1996	(2)	C1	BSA XSC	42.79	53.66
10	16	14559	LINLEY Natassja	1993	(8)	C2	DRA GLO	42.88	55.06
11	29	17690	KIRK Rachael	1994	(9)	C2		43.83	69.79
12	27	30730	NELSON Helen	1994	(10)	C2	SSC	44.05	73.21
13	25	30664	ANGUS Kate	1994	(11)	C2	GDN SSC	44.11	74.14
14	35	17890	CARPENTER Gabriella	1993	(12)	C2	SPR SPR	44.42	78.94
15	47	18956	LAUER Susannah	1993	(13)	C2		44.44	79.26
16	30	14986	DENDLE Mollie	1993	(14)	C2	SPR SPR	44.48	79.88
17	21	30661	MILLICAN Sarah	1994	(15)	C2	AMB SSC	44.93	86.85
18	20	41195	THOMAS Jeni	1993	(16)	C2	DRA CAR	45.03	88.41
19	31	41496	WALSH Amelia	1993	(17)	C2	CAR	45.12	89.80
20	39	18407	BILGORE Hannah	1993	(18)	C2	AMB SUR	45.16	90.42
21	24	18361	DENNING Mary	1994	(19)	C2	BSA SUR	45.32	92.90
22	44	13775	MURPHY Emily	1993	(20)	C2	K WYC	45.47	95.23
23	40	17286	WILLIS Katie	1993	(21)	C2	AMB SUR	45.73	99.26
24	8	14996	YOUNG Amy	1995	(3)	C1	SPR SPR	45.98	103.14
25	4	14887	JENKINS Nia	1995	(4)	C1	BSA NOR	45.99	103.30
26	33	41485	LAWSON Thea	1994	(22)	C2	DRA CAR	46.11	105.16
27	32	17196	CAREW Joanna	1993	(23)	C2	SPR SPR	46.13	105.47
28	41	18593	BRYON Frances	1993	(24)	C2	BSA SOU	46.41	109.81
29	34	14127	BALDWIN Alice	1994	(25)	C2	BSA NOR	46.79	115.70
30	3	41216	DAVIES Stephanie	1995	(5)	C1	DRA CAR	47.08	120.20

English Alpine Championships : Children Girls : Slalom
 Official ranking SL Race 2

Rank	Bib.	Code	Name	Year	Rank	Category	Club	Time	Points
31	46	18481	ROTH Phoebe	1994	(26)	C2	DHO DHO	47.75	130.59
32	6	14341	BIRD Chelcie	1996	(6)	C1	XSC XSC	47.78	131.06
33	2	17689	GREENBANK Kelly	1996	(7)	C1	KND	47.85	132.14
34	42	18260	PLENDERLEITH Lucy	1994	(27)	C2	SPR	48.98	149.67
35	5	14746	LAMBDEN Sarah	1995	(8)	C1	DRA GLO	50.95	180.22
36	43	18889	BELL Victoria	1994	(28)	C2		50.96	180.38
37	9	18249	PITCHER Claudia	1995	(9)	C1	AMB SUR	51.87	194.49
38	13	17092	HOLDSWORTH Lauren	1996	(10)	C1	SLP SLP	53.09	213.41


DNF - Run 2 (4)

11	18367	MILLS Emma	1996		C1	AMB AMB
22	12854	THOMAS-JACKSON Alessia	1993		C2	SC XSC
36	30868	BROWN Cara	1994		C2	SSC K
38	17412	POCOCK Elena	1993		C2	AMB AMB

DSQ - Run 2 (5)

10	18382	MEAD Darcie	1996		C1	AMB SPR	
12	18890	BELL Florence	1996		C1		
15	13711	ESPINOSA Stephanie	1993		C2	SPR SPR	
37	18328	KOCK Evangeline	1994		C2	SPR SPR	Gate 9
45	18990	DONELLON Amy	1994		C2	DHO	

Technical Delegate



English Alpine Championships : Children Girls : Slalom

Penalty calculation SL RACE 2

Rank	Bib.	Code	Name	Year	Club	Points	Best 5	Race points
Best 10 at finish								
1	18	30624	TILLEY Alexandra	1993	GDN	197.39	197.39	0.00
2	23	13814	GREENHALGH Eloise	1993	SPR SPR	199.78	199.78	19.23
3	17	14351	JESSE Charlotte	1994	SC XSC	194.90	194.90	19.39
4	1	14994	MACAULAY Alice	1995	SPR SPR	257.22	-	-
5	19	17857	WHITELOCK Emily	1993	PND	233.72	-	-
6	28	17702	TAYLOR Imogen	1994	SPR SPR	214.28	214.28	47.30
6	14	17686	BUCHANAN Alexandra	1994	AMB	231.75	231.75	47.30
8	26	14382	PARKER Olivia	1993	LIO SHK	261.32	-	-
9	7	14687	PEEL Flora	1996	BSA XSC	264.42	-	-
10	16	14559	LINLEY Natassja	1993	DRA GLO	259.51	-	-

Best 5 at start

DNF	22	12854	THOMAS-JACKSON Alessia	1993	SC XSC	180.20
3	17	14351	JESSE Charlotte	1994	SC XSC	194.90
DSQ	15	13711	ESPINOSA Stephanie	1993	SPR SPR	195.05
1	18	30624	TILLEY Alexandra	1993	GDN	197.39
2	23	13814	GREENHALGH Eloise	1993	SPR SPR	199.78

TOTAL

(B) List points of best 5 at start

(A) List points of the best 5 to finish in top 10

(C) Race points of corresponding competitors

Calculated penalty (A + B - C) = 1872.20 / 10


Correction value (Z)

Category adder

Applied penalty

	967.32	
		1038.10
		133.22
	187.22	
	0.00	
	0.00	
	187.22	

Technical Delegate



English Alpine Championships : Children Boys : Slalom

Official ranking

COMPETITION JURY

TECHNICAL DELEGATE TANNOCK Logan (GBR)
 REFEREE TAIFFEUR Guillaume (CAN)

 CHIEF OF RACE MANNS David (GBR)

TECHNICAL DATA

COURSE STEVIO
 START 1350 m
 FINISH 1230 m
 DROP 120 m
 HOMOLOGATION 5959/469/00

1st RUN

COURSESETTER KELLEN Robin (GBR)
 FORERUNNERS - A - MCCULLOCK David
 - B - HALL Ben
 - C - TEE David
 - D - MORGAN Brad

 GATES 42
 DIRECTIONS 41
 STARTING TIME 12:30

2nd RUN

PERNER Christian (AUT)

WEATHER : Cloudy

TEMPERATURE S : 0° F : 0°

Rank	Bib.	Code	Name	Year	(Rank)	Category	Club	Run 1	Run 2	Time
1	35	13315	HILL Ashley	1993	(1)	C2	AMB PND	39.45	38.35	1:17.80
2	41	14276	JESSE Zak	1994	(2)	C2	SC XSC	40.66	38.68	1:19.34
3	31	17333	ROWLEY Samuel	1993	(3)	C2	BSA RAV	42.12	38.82	1:20.94
4	42	13647	THOMPSON Matthew	1993	(4)	C2	SCM XSC	42.26	38.79	1:21.05
5	34	17715	STEPHENS Edward	1993	(5)	C2	AMB	39.63	41.95	1:21.58
6	33	17511	HALL Andrew	1994	(6)	C2	BSA TOQ	43.45	39.74	1:23.19
7	15	14950	MORGAN Jake	1995	(1)	C1	K PND	43.88	40.14	1:24.02
8	32	18259	COOPER Sam	1993	(7)	C2	BSA	44.36	40.04	1:24.40
9	4	14297	MOSS Maximillian	1996	(2)	C1	AMB AMB	44.71	40.63	1:25.34
10	52	12900	FREEMAN David	1993	(8)	C2	LIO LIO	44.68	41.49	1:26.17
11	28	14391	BREESE Ashley	1996	(3)	C1	TEL TEL	46.12	40.71	1:26.83
12	47	41454	STEPHENS Samuel	1993	(9)	C2	DRA CAR	45.90	41.85	1:27.75
13	49	14637	MCLAUGHLIN Thomas	1994	(10)	C2	TEL STS	45.79	42.10	1:27.89
14	44	30701	BARKER Alexander	1994	(11)	C2	SSC BSA	46.35	41.68	1:28.03
15	51	17126	FITZPATRICK Alexander	1994	(12)	C2	BSA BRO	46.25	42.88	1:29.13
16	56	14252	NISBET Angus	1993	(13)	C2	K	46.88	42.92	1:29.80
17	36	14809	GREENFIELD Max	1994	(14)	C2	SC XSC	49.63	40.41	1:30.04
18	39	17532	GOWER Jack	1994	(15)	C2	SPR SPR	42.58	48.24	1:30.82
19	22	14350	POTH Daniel	1996	(4)	C1	SLP HEM	48.15	43.53	1:31.68
20	11	17002	GREENFIELD Hobie	1995	(5)	C1	XSC SAS	48.28	43.47	1:31.75
21	9	14586	GODDARD-JONES Brodie	1996	(6)	C1	SLP SLP	48.54	43.85	1:32.39
22	53	17201	CHAJECKI Julian	1993	(16)	C2	BSA XSC	50.63	41.77	1:32.40
23	7	14347	GIBB James	1995	(7)	C1	K CHT	48.83	44.33	1:33.16
24	12	17830	MOYNIHAN George	1995	(8)	C1	K	48.72	44.71	1:33.43
25	30	18899	ADAMSON Alexander	1996	(9)	C1		48.66	45.14	1:33.80
26	16	17284	SIEBER James	1996	(10)	C1	SPR SPR	50.08	43.73	1:33.81
27	61	17925	HUGHES Thomas	1994	(17)	C2	K	49.53	44.96	1:34.49
28	8	17950	TODD-SAUNDERS Samuel	1996	(11)	C1	DHO	50.29	45.52	1:35.81
29	65	17535	PETRIE James	1996	(12)	C1	BSA XSC	50.82	45.66	1:36.48
30	13	17533	GOWER Rory	1996	(13)	C1	SPR SPR	51.46	45.16	1:36.62
31	1	14580	SERDET Joshua	1996	(14)	C1	SC XSC	47.05	50.06	1:37.11
32	50	14697	CAMPBELL Angus	1994	(18)	C2	BSA BSA	49.39	47.86	1:37.25
33	5	17440	KEEN Ben	1996	(15)	C1		50.67	46.89	1:37.56

English Alpine Championships : Children Boys : Slalom

Official ranking

Rank	Bib.	Code	Name	Year	(Rank)	Category	Club	Run 1	Run 2	Time
34	3	18504	RAPOSO Charlie	1996	(16)	C1	BSA	55.03	42.97	1:38.00
35	59	17001	GREENFIELD Josh	1993	(19)	C2	XSC SAS	51.75	46.26	1:38.01
36	63	17904	LYONS Alexander	1994	(20)	C2	DHO	51.64	46.86	1:38.50
37	14	14286	DOUGHTY Angus	1995	(17)	C1	DHO BRO	52.73	46.91	1:39.64
38	17	14751	MCDONALD Jacob	1996	(18)	C1	RAV RAV	51.86	47.99	1:39.85
39	18	17385	STAMMERS Benjamin	1995	(19)	C1	DHO	49.91	50.98	1:40.89
40	19	41504	LEWIS Barney	1995	(20)	C1	DRA GLO	53.93	47.29	1:41.22
41	2	18164	TAYLOR Laurie	1996	(21)	C1	BSA ASR	58.81	43.64	1:42.45
42	64	18453	CLARK Rupert	1993	(21)	C2	BSA	48.36	55.88	1:44.24
43	24	41565	EVANS Emile	1996	(22)	C1	DRA CAR	55.22	51.04	1:46.26
44	21	18475	ASQUITH Max	1996	(23)	C1	AMB SHK	55.98	50.73	1:46.71
45	26	18930	MELLOR Toby	1996	(24)	C1	DHO	1:13.43	1:00.94	2:14.37

DNS - Run 1 (1)

29	18821	ROBINSON Samuel	1996	C1	BSA
----	-------	-----------------	------	----	-----

DNF - Run 1 (10)

10	13784	BAGGIO Max	1995	C1	AMB HEM	39.90
20	17503	FULLER James	1995	C1	SAS XSC	48.29
25	17930	WILLIS Robert	1996	C1	SPR SPR	50.82
27	18955	HORSFALL DOYLE Thomas	1995	C1		51.41
38	17388	JARROLD Thomas	1993	C2	BSA NOR	39.49
45	17826	GLASGOW Peter	1994	C2	XSC	44.46
46	18244	BEHAN Charlie	1994	C2	BSA	1:01.27
54	41445	SPELL George	1993	C2	BSA CAR	44.97
57	17313	WEBB James	1993	C2	K	45.24
62	18792	MORTON Thomas	1993	C2	K	48.44

DSQ - Run 1 (2)

40	14869	BROWN Callum	1994	C2		36.69	Gate 2
48	17990	DE HAAN Jacob	1994	C2		41.62	Gate 3

DNS - Run 2 (1)

29	18821	ROBINSON Samuel	1996	C1	BSA
----	-------	-----------------	------	----	-----

DNF - Run 2 (4)

6	30684	MILLICAN Ross	1996	C1	SSC K	46.51
37	14168	WHEATMAN Max	1993	C2	AMB NOR	45.56
43	30662	JOHN Lewis	1993	C2	BSA SSC	42.24
60	17467	TREBILCOCK Robert	1993	C2	XSC WYC	49.96


DSQ - Run 2 (3)

23	14989	JENSEN Christian	1995	C1	SPR SPR	54.58	Gate 19
55	17410	JESSOP Matthew	1994	C2	DHO BWP	45.09	Gate 36
58	18247	ALLEN Samuel	1994	C2	BSA MID	48.71	Gate 19

Technical Delegate



www.wastelandski.com



English Alpine Championships : Children Boys : Slalom

Official ranking SL Race 1

COMPETITION JURY

TECHNICAL DELEGATE	TANNOCK Logan	(GBR)
REFEREE	TAIFFEUR Guillaume	(CAN)
CHIEF OF RACE	MANNS David	(GBR)

TECHNICAL DATA

COURSE	STEVIO
START	1350 m
FINISH	1230 m
DROP	120 m
HOMOLOGATION	5959/469/00

COURSESETTER	KELLEN Robin	(GBR)
FORERUNNERS	- A - MCCULLOCK David	
	- C - HALL Ben	
	- E - TEE David	
	- G - MORGAN Brad	

GATES	42
DIRECTIONS	41
STARTING TIME	12:30

WEATHER : Cloudy

TEMPERATURE S : 0° F : 0°

APPLIED PENALTY : 173.83

F = 610

Rank	Bib.	Code	Name	Year	Rank	Category	Club	Time	Points
1	35	13315	HILL Ashley	1993	(1)	C2	AMB PND	39.45	0.00
2	34	17715	STEPHENS Edward	1993	(2)	C2	AMB	39.63	2.78
3	41	14276	JESSE Zak	1994	(3)	C2	SC XSC	40.66	18.71
4	31	17333	ROWLEY Samuel	1993	(4)	C2	BSA RAV	42.12	41.29
5	43	30662	JOHN Lewis	1993	(5)	C2	BSA SSC	42.24	43.14
6	42	13647	THOMPSON Matthew	1993	(6)	C2	SCM XSC	42.26	43.45
7	39	17532	GOWER Jack	1994	(7)	C2	SPR SPR	42.58	48.40
8	33	17511	HALL Andrew	1994	(8)	C2	BSA TOQ	43.45	61.85
9	15	14950	MORGAN Jake	1995	(1)	C1	K PND	43.88	68.50
10	32	18259	COOPER Sam	1993	(9)	C2	BSA	44.36	75.92
11	52	12900	FREEMAN David	1993	(10)	C2	LIO LIO	44.68	80.87
12	4	14297	MOSS Maximillian	1996	(2)	C1	AMB AMB	44.71	81.33
13	55	17410	JESSOP Matthew	1994	(11)	C2	DHO BWP	45.09	87.21
14	37	14168	WHEATMAN Max	1993	(12)	C2	AMB NOR	45.56	94.48
15	49	14637	MCLAUGHLIN Thomas	1994	(13)	C2	TEL STS	45.79	98.03
16	47	41454	STEPHENS Samuel	1993	(14)	C2	DRA CAR	45.90	99.73
17	28	14391	BREESE Ashley	1996	(3)	C1	TEL TEL	46.12	103.14
18	51	17126	FITZPATRICK Alexander	1994	(15)	C2	BSA BRO	46.25	105.15
19	44	30701	BARKER Alexander	1994	(16)	C2	SSC BSA	46.35	106.69
20	6	30684	MILLICAN Ross	1996	(4)	C1	SSC K	46.51	109.17
21	56	14252	NISBET Angus	1993	(17)	C2	K	46.88	114.89
22	1	14580	SERDET Joshua	1996	(5)	C1	SC XSC	47.05	117.52
23	22	14350	POTH Daniel	1996	(6)	C1	SLP HEM	48.15	134.52
24	11	17002	GREENFIELD Hobie	1995	(7)	C1	XSC SAS	48.28	136.53
25	64	18453	CLARK Rupert	1993	(18)	C2	BSA	48.36	137.77
26	9	14586	GODDARD-JONES Brodie	1996	(8)	C1	SLP SLP	48.54	140.56
27	30	18899	ADAMSON Alexander	1996	(9)	C1		48.66	142.41
28	58	18247	ALLEN Samuel	1994	(19)	C2	BSA MID	48.71	143.18
29	12	17830	MOYNIHAN George	1995	(10)	C1	K	48.72	143.34
30	7	14347	GIBB James	1995	(11)	C1	K CHT	48.83	145.04

English Alpine Championships : Children Boys : Slalom

Official ranking SL Race 1

Rank	Bib.	Code	Name	Year	Rank	Category	Club	Time	Points
31	50	14697	CAMPBELL Angus	1994	(20)	C2	BSA BSA	49.39	153.70
32	61	17925	HUGHES Thomas	1994	(21)	C2	K	49.53	155.86
33	36	14809	GREENFIELD Max	1994	(22)	C2	SC XSC	49.63	157.41
34	18	17385	STAMMERS Benjamin	1995	(12)	C1	DHO	49.91	161.74
35	60	17467	TREBILCOCK Robert	1993	(23)	C2	XSC WYC	49.96	162.51
36	16	17284	SIEBER James	1996	(13)	C1	SPR SPR	50.08	164.37
37	8	17950	TODD-SAUNDERS Samuel	1996	(14)	C1	DHO	50.29	167.61
38	53	17201	CHAJECKI Julian	1993	(24)	C2	BSA XSC	50.63	172.87
39	5	17440	KEEN Ben	1996	(15)	C1		50.67	173.49
40	65	17535	PETRIE James	1996	(16)	C1	BSA XSC	50.82	175.81
41	13	17533	GOWER Rory	1996	(17)	C1	SPR SPR	51.46	185.71
42	63	17904	LYONS Alexander	1994	(25)	C2	DHO	51.64	188.49
43	59	17001	GREENFIELD Josh	1993	(26)	C2	XSC SAS	51.75	190.19
44	17	14751	MCDONALD Jacob	1996	(18)	C1	RAV RAV	51.86	191.89
45	14	14286	DOUGHTY Angus	1995	(19)	C1	DHO BRO	52.73	205.34
46	19	41504	LEWIS Barney	1995	(20)	C1	DRA GLO	53.93	223.90
47	23	14989	JENSEN Christian	1995	(21)	C1	SPR SPR	54.58	233.95
48	3	18504	RAPOSO Charlie	1996	(22)	C1	BSA	55.03	240.91
49	24	41565	EVANS Emile	1996	(23)	C1	DRA CAR	55.22	243.85
50	21	18475	ASQUITH Max	1996	(24)	C1	AMB SHK	55.98	255.60
51	2	18164	TAYLOR Laurie	1996	(25)	C1	BSA ASR	58.81	299.36
52	26	18930	MELLOR Toby	1996	(26)	C1	DHO	1:13.43	525.42

DNS - Run 1 (1)

29	18821	ROBINSON Samuel	1996	C1	BSA
----	-------	-----------------	------	----	-----


DNF - Run 1 (10)

10	13784	BAGGIO Max	1995	C1	AMB HEM
20	17503	FULLER James	1995	C1	SAS XSC
25	17930	WILLIS Robert	1996	C1	SPR SPR
27	18955	HORSFALL DOYLE Thomas	1995	C1	
38	17388	JARROLD Thomas	1993	C2	BSA NOR
45	17826	GLASGOW Peter	1994	C2	XSC
46	18244	BEHAN Charlie	1994	C2	BSA
54	41445	SPILL George	1993	C2	BSA CAR
57	17313	WEBB James	1993	C2	K
62	18792	MORTON Thomas	1993	C2	K

DSQ - Run 1 (2)

40	14869	BROWN Callum	1994	C2	Gate 2
48	17990	DE HAAN Jacob	1994	C2	Gate 3

Technical Delegate



English Alpine Championships : Children Boys : Slalom

Penalty calculation SL RACE 1

Rank	Bib.	Code	Name	Year	Club	Points	Best 5	Race points
Best 10 at finish								
1	35	13315	HILL Ashley	1993	AMB PND	169.06	169.06	0.00
2	34	17715	STEPHENS Edward	1993	AMB	186.12	186.12	2.78
3	41	14276	JESSE Zak	1994	SC XSC	187.90	187.90	18.71
4	31	17333	ROWLEY Samuel	1993	BSA RAV	224.48	-	-
5	43	30662	JOHN Lewis	1993	BSA SSC	206.41	206.41	43.14
6	42	13647	THOMPSON Matthew	1993	SCM XSC	201.89	201.89	43.45
7	39	17532	GOWER Jack	1994	SPR SPR	225.05	-	-
8	33	17511	HALL Andrew	1994	BSA TOQ	225.60	-	-
9	15	14950	MORGAN Jake	1995	K PND	218.77	-	-
10	32	18259	COOPER Sam	1993	BSA	241.17	-	-

Best 5 at start

DSQ	40	14869	BROWN Callum	1994		150.00		
1	35	13315	HILL Ashley	1993	AMB PND	169.06		
2	34	17715	STEPHENS Edward	1993	AMB	186.12		
3	41	14276	JESSE Zak	1994	SC XSC	187.90		
6	42	13647	THOMPSON Matthew	1993	SCM XSC	201.89		

TOTAL

(B) List points of best 5 at start

(A) List points of the best 5 to finish in top 10

(C) Race points of corresponding competitors

Calculated penalty (A + B - C) = 1738.27 / 10


Correction value (Z)

Category adder

Applied penalty

894.97
951.38
108.08
173.83
0.00
0.00
173.83

Technical Delegate



English Alpine Championships : Children Boys : Slalom

Official ranking SL Race 2

COMPETITION JURY

TECHNICAL DELEGATE	TANNOCK Logan	(GBR)
REFEREE	TAIFFEUR Guillaume	(CAN)
CHIEF OF RACE	MANNS David	(GBR)

TECHNICAL DATA

COURSE	STEVIO
START	1350 m
FINISH	1230 m
DROP	120 m
HOMOLOGATION	5959/469/00

COURSESETTER	KELLEN Robin	(GBR)
FORERUNNERS	- A - MCCULLOCK David	
	- C - HALL Ben	
	- E - TEE David	
	- G - MORGAN Brad	

GATES	42
DIRECTIONS	41
STARTING TIME	12:30

WEATHER : Cloudy	TEMPERATURE S : 0° F : 0°
APPLIED PENALTY : 167.17	F = 610

Rank	Bib.	Code	Name	Year	Rank	Category	Club	Time	Points
1	40	14869	BROWN Callum	1994	(1)	C2		36.69	0.00
2	35	13315	HILL Ashley	1993	(2)	C2	AMB PND	38.35	27.60
3	41	14276	JESSE Zak	1994	(3)	C2	SC XSC	38.68	33.09
4	42	13647	THOMPSON Matthew	1993	(4)	C2	SCM XSC	38.79	34.91
5	31	17333	ROWLEY Samuel	1993	(5)	C2	BSA RAV	38.82	35.41
6	38	17388	JARROLD Thomas	1993	(6)	C2	BSA NOR	39.49	46.55
7	33	17511	HALL Andrew	1994	(7)	C2	BSA TOQ	39.74	50.71
8	10	13784	BAGGIO Max	1995	(1)	C1	AMB HEM	39.90	53.37
9	32	18259	COOPER Sam	1993	(8)	C2	BSA	40.04	55.70
10	15	14950	MORGAN Jake	1995	(2)	C1	K PND	40.14	57.36
11	36	14809	GREENFIELD Max	1994	(9)	C2	SC XSC	40.41	61.85
12	4	14297	MOSS Maximillian	1996	(3)	C1	AMB AMB	40.63	65.51
13	28	14391	BREESE Ashley	1996	(4)	C1	TEL TEL	40.71	66.84
14	52	12900	FREEMAN David	1993	(10)	C2	LIO LIO	41.49	79.80
15	48	17990	DE HAAN Jacob	1994	(11)	C2		41.62	81.97
16	44	30701	BARKER Alexander	1994	(12)	C2	SSC BSA	41.68	82.96
17	53	17201	CHAJECKI Julian	1993	(13)	C2	BSA XSC	41.77	84.46
18	47	41454	STEPHENS Samuel	1993	(14)	C2	DRA CAR	41.85	85.79
19	34	17715	STEPHENS Edward	1993	(15)	C2	AMB	41.95	87.45
20	49	14637	MCLAUGHLIN Thomas	1994	(16)	C2	TEL STS	42.10	89.95
21	51	17126	FITZPATRICK Alexander	1994	(17)	C2	BSA BRO	42.88	102.91
22	56	14252	NISBET Angus	1993	(18)	C2	K	42.92	103.58
23	3	18504	RAPOSO Charlie	1996	(5)	C1	BSA	42.97	104.41
24	11	17002	GREENFIELD Hobie	1995	(6)	C1	XSC SAS	43.47	112.72
25	22	14350	POTH Daniel	1996	(7)	C1	SLP HEM	43.53	113.72
26	2	18164	TAYLOR Laurie	1996	(8)	C1	BSA ASR	43.64	115.55
27	16	17284	SIEBER James	1996	(9)	C1	SPR SPR	43.73	117.05
28	9	14586	GODDARD-JONES Brodie	1996	(10)	C1	SLP SLP	43.85	119.04
29	7	14347	GIBB James	1995	(11)	C1	K CHT	44.33	127.02
30	45	17826	GLASGOW Peter	1994	(19)	C2	XSC	44.46	129.18

English Alpine Championships : Children Boys : Slalom

Official ranking SL Race 2

Rank	Bib.	Code	Name	Year	Rank	Category	Club	Time	Points
31	12	17830	MOYNIHAN George	1995	(12)	C1	K	44.71	133.34
32	61	17925	HUGHES Thomas	1994	(20)	C2	K	44.96	137.50
33	54	41445	SPILL George	1993	(21)	C2	BSA CAR	44.97	137.66
34	30	18899	ADAMSON Alexander	1996	(13)	C1		45.14	140.49
35	13	17533	GOWER Rory	1996	(14)	C1	SPR SPR	45.16	140.82
36	57	17313	WEBB James	1993	(22)	C2	K	45.24	142.15
37	8	17950	TODD-SAUNDERS Samuel	1996	(15)	C1	DHO	45.52	146.81
38	65	17535	PETRIE James	1996	(16)	C1	BSA XSC	45.66	149.13
39	59	17001	GREENFIELD Josh	1993	(23)	C2	XSC SAS	46.26	159.11
40	63	17904	LYONS Alexander	1994	(24)	C2	DHO	46.86	169.08
41	5	17440	KEEN Ben	1996	(17)	C1		46.89	169.58
42	14	14286	DOUGHTY Angus	1995	(18)	C1	DHO BRO	46.91	169.92
43	19	41504	LEWIS Barney	1995	(19)	C1	DRA GLO	47.29	176.23
44	50	14697	CAMPBELL Angus	1994	(25)	C2	BSA BSA	47.86	185.71
45	17	14751	MCDONALD Jacob	1996	(20)	C1	RAV RAV	47.99	187.87
46	39	17532	GOWER Jack	1994	(26)	C2	SPR SPR	48.24	192.03
47	20	17503	FULLER James	1995	(21)	C1	SAS XSC	48.29	192.86
48	62	18792	MORTON Thomas	1993	(27)	C2	K	48.44	195.35
49	1	14580	SERDET Joshua	1996	(22)	C1	SC XSC	50.06	222.29
50	21	18475	ASQUITH Max	1996	(23)	C1	AMB SHK	50.73	233.43
51	25	17930	WILLIS Robert	1996	(24)	C1	SPR SPR	50.82	234.92
52	18	17385	STAMMERS Benjamin	1995	(25)	C1	DHO	50.98	237.58
53	24	41565	EVANS Emile	1996	(26)	C1	DRA CAR	51.04	238.58
54	27	18955	HORSFALL DOYLE Thomas	1995	(27)	C1		51.41	244.73
55	64	18453	CLARK Rupert	1993	(28)	C2	BSA	55.88	319.05
56	26	18930	MELLOR Toby	1996	(28)	C1	DHO	1:00.94	403.18
57	46	18244	BEHAN Charlie	1994	(29)	C2	BSA	1:01.27	408.66

DNS - Run 2 (1)

29	18821	ROBINSON Samuel	1996		C1	BSA
----	-------	-----------------	------	--	----	-----


DNF - Run 2 (4)

6	30684	MILLICAN Ross	1996		C1	SSC K
37	14168	WHEATMAN Max	1993		C2	AMB NOR
43	30662	JOHN Lewis	1993		C2	BSA SSC
60	17467	TREBILCOCK Robert	1993		C2	XSC WYC

DSQ - Run 2 (3)

23	14989	JENSEN Christian	1995		C1	SPR SPR
55	17410	JESSOP Matthew	1994		C2	DHO BWP
58	18247	ALLEN Samuel	1994		C2	BSA MID

Technical Delegate



English Alpine Championships : Children Boys : Slalom

Penalty calculation SL Race 2

Rank	Bib.	Code	Name	Year	Club	Points	Best 5	Race points
Best 10 at finish								
1	40	14869	BROWN Callum	1994		150.00	150.00	0.00
2	35	13315	HILL Ashley	1993	AMB PND	169.06	169.06	27.60
3	41	14276	JESSE Zak	1994	SC XSC	187.90	187.90	33.09
4	42	13647	THOMPSON Matthew	1993	SCM XSC	201.89	201.89	34.91
5	31	17333	ROWLEY Samuel	1993	BSA RAV	224.48	-	-
6	38	17388	JARROLD Thomas	1993	BSA NOR	210.05	210.05	46.55
7	33	17511	HALL Andrew	1994	BSA TOQ	225.60	-	-
8	10	13784	BAGGIO Max	1995	AMB HEM	278.64	-	-
9	32	18259	COOPER Sam	1993	BSA	241.17	-	-
10	15	14950	MORGAN Jake	1995	K PND	218.77	-	-

Best 5 at start

1	40	14869	BROWN Callum	1994		150.00
2	35	13315	HILL Ashley	1993	AMB PND	169.06
19	34	17715	STEPHENS Edward	1993	AMB	186.12
3	41	14276	JESSE Zak	1994	SC XSC	187.90
4	42	13647	THOMPSON Matthew	1993	SCM XSC	201.89

TOTAL

(B) List points of best 5 at start

(A) List points of the best 5 to finish in top 10

(C) Race points of corresponding competitors

Calculated penalty (A + B - C) = 1671.72 / 10

Correction value (Z)

Category adder

Applied penalty

894.97

918.90

142.15

167.17

0.00

0.00

167.17

Technical Delegate